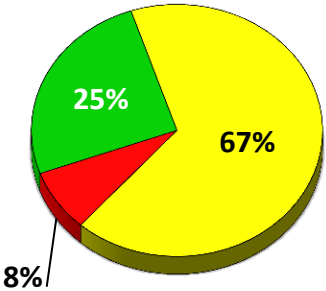


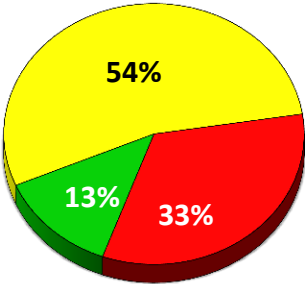
2018 Alamo Township Surface Rating Summary

Primary Roads

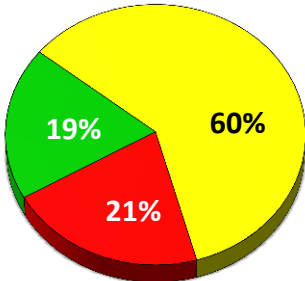


- Good
- Fair
- Poor

Local Roads

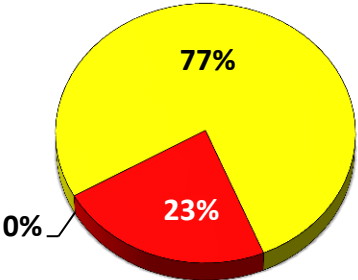


Local & Primary Roads



- Good
- Fair
- Poor

Gravel Roads



- Good
- Fair
- Poor

*Good (rating ≥8), Fair (rating = 7, 6, 5) & Poor (rating ≤4)

Paved Roads rated using the Pavement Surface Evaluation and Rating (PASER). Gravel Roads rated using Inventory Based Rating (IBR).

ALAMO TOWNSHIP PASER RATING MILEAGE

	10	9	8	7	6	5	4	3	2	1	NR	Total
Local	0.000	1.192	3.220	8.638	2.210	6.770	2.741	0.628	4.993	2.314	0.017	32.723
Primary	0.000	0.000	7.821	6.834	9.834	4.124	2.320	0.056	0.000	0.000	0.000	30.989
Miles	0.000	1.192	11.041	15.472	12.044	10.894	5.061	0.684	4.993	2.314	0.017	63.712

	10	9	8	7	6	5	4	3	2	1	NR	Total
Local	0.000	1.192	3.220	8.638	2.210	6.770	2.741	0.628	4.993	2.314	0.017	32.723
	10	≥9	≥8	≥7	≥6	≥5	≥4	≥3	≥2	≥1		
Actual	0%	4%	10%	26%	7%	21%	8%	2%	15%	7%	0%	
Cumm.	0%	4%	13%	40%	47%	67%	76%	78%	93%	100%	100%	
					Good 13%	Fair 54%	Poor 33%					

	10	9	8	7	6	5	4	3	2	1	NR	Total
Primary	0.000	0.000	7.821	6.834	9.834	4.124	2.320	0.056	0.000	0.000	0.000	30.989
	10	≥9	≥8	≥7	≥6	≥5	≥4	≥3	≥2	≥1		
Actual	0%	0%	25%	22%	32%	13%	7%	0%	0%	0%	0%	
Cumm.	0%	0%	25%	47%	79%	92%	100%	100%	100%	100%	100%	
					Good 26%	Fair 67%	Poor 8%					

	10	9	8	7	6	5	4	3	2	1	NR	Total
Total	0.000	1.192	11.041	15.472	12.044	10.894	5.061	0.684	4.993	2.314	0.017	63.712
	10	≥9	≥8	≥7	≥6	≥5	≥4	≥3	≥2	≥1		
Actual	0%	2%	17%	24%	19%	17%	8%	1%	8%	4%	0%	
Cumm.	0%	2%	19%	43%	62%	79%	87%	89%	96%	100%	100%	
					Good 19%	Fair 60%	Poor 21%	*Good (PASER rating ≥8), Fair (PASER rating = 7, 6, 5) & Poor (PASER rating ≤4)				

ALAMO TOWNSHIP INVENTORY BASED RATING MILEAGE

	10	9	8	7	6	5	4	3	2	1	NR	Total
	0	0	0	1.185	1.645	0.5	0.987	0	0	0	0	4.317
	0%	0%	0%	27%	38%	12%	23%	0%	0%	0%	0%	
					Good 0%	Fair 77%	Poor 23%					