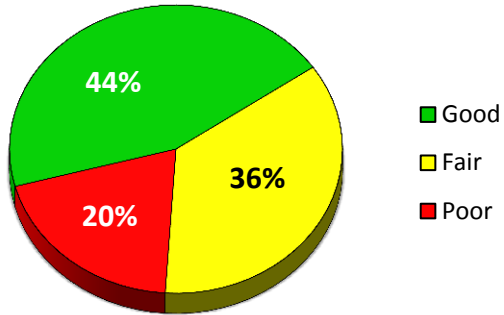
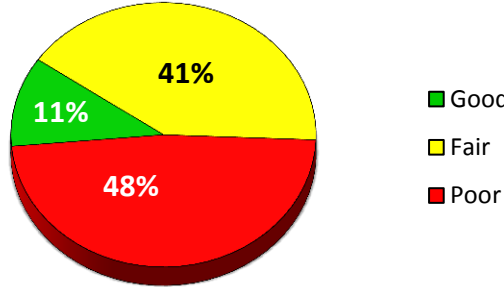


2018 Brady Township Surface Rating Summary

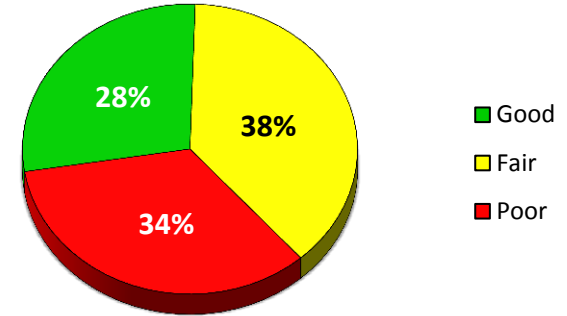
Primary Roads



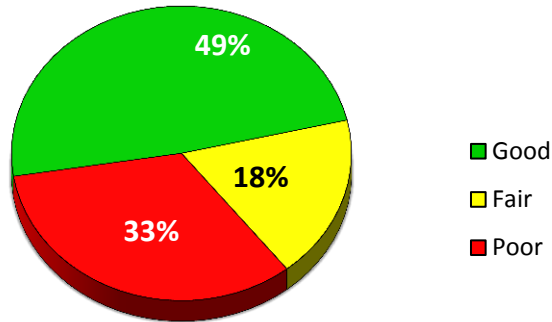
Local Roads



Local & Primary Roads



Gravel Roads



*Good (rating ≥ 8), Fair (rating = 7, 6, 5) & Poor (rating ≤ 4)

Paved Roads rated using the Pavement Surface Evaluation and Rating (PASER). Gravel Roads rated using Inventory Based Rating (IBR).

BRADY TOWNSHIP PASER RATING MILEAGE

	10	9	8	7	6	5	4	3	2	1	NR	Total
Local	0.000	0.000	3.505	5.756	2.410	4.879	4.023	4.613	4.514	2.308	0.000	32.008
Primary	0.000	0.000	14.071	4.585	5.977	0.772	3.163	3.019	0.000	0.000	0.000	31.587
Miles	0.000	0.000	17.576	10.341	8.387	5.651	7.186	7.632	4.514	2.308	0.000	63.595

	10	9	8	7	6	5	4	3	2	1	NR	Total
Local	0.000	0.000	3.505	5.756	2.410	4.879	4.023	4.613	4.514	2.308	0.000	32.008
Actual	10	≥9	≥8	≥7	≥6	≥5	≥4	≥3	≥2	≥1		
Cumm.	0%	0%	11%	18%	8%	15%	13%	14%	14%	7%	0%	
	0%	0%	11%	29%	36%	52%	64%	79%	93%	100%	100%	
					Good	Fair	Poor					
					11%	41%	48%					

	10	9	8	7	6	5	4	3	2	1	NR	Total
Primary	0.000	0.000	14.071	4.585	5.977	0.772	3.163	3.019	0.000	0.000	0.000	31.587
Actual	10	≥9	≥8	≥7	≥6	≥5	≥4	≥3	≥2	≥1		
Cumm.	0%	0%	45%	15%	19%	2%	10%	10%	0%	0%	0%	
	0%	0%	45%	59%	78%	80%	90%	100%	100%	100%	100%	
					Good	Fair	Poor					
					45%	36%	20%					

	10	9	8	7	6	5	4	3	2	1	NR	Total
Total	0.000	0.000	17.576	10.341	8.387	5.651	7.186	7.632	4.514	2.308	0.000	63.595
Actual	10	≥9	≥8	≥7	≥6	≥5	≥4	≥3	≥2	≥1		
Cumm.	0%	0%	28%	16%	13%	9%	11%	12%	7%	4%	0%	
	0%	0%	28%	44%	57%	66%	77%	89%	96%	100%	100%	
					Good	Fair	Poor	*Good (PASER rating ≥8), Fair (PASER rating = 7, 6, 5) & Poor (PASER rating ≤4)				
					28%	38%	34%					

BRADY TOWNSHIP INVENTORY BASED RATING MILEAGE

	10	9	8	7	6	5	4	3	2	1	NR	Total
	0	6.389	0	0.399	0.744	1.206	4.332	0	0	0	0	13.07
	0%	49%	0%	3%	6%	9%	33%	0%	0%	0%	0%	
					Good	Fair	Poor					
					49%	18%	33%					