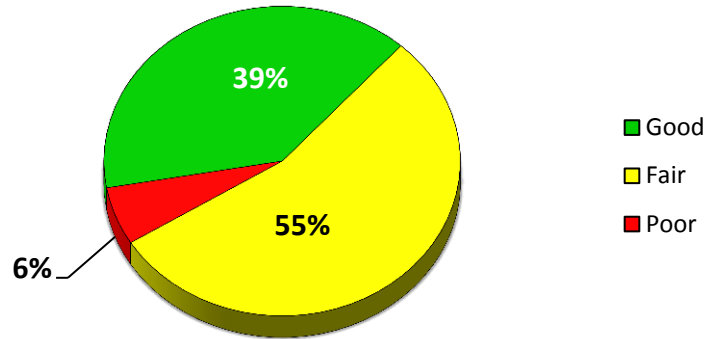
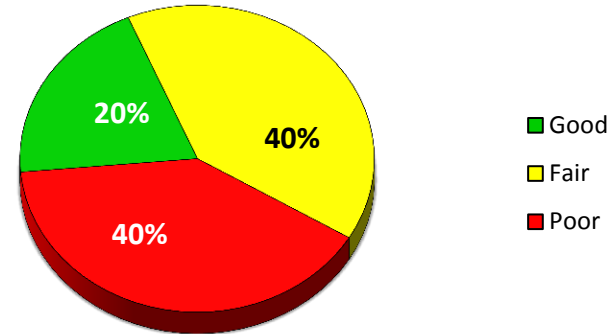


2018 Comstock Township Surface Rating Summary

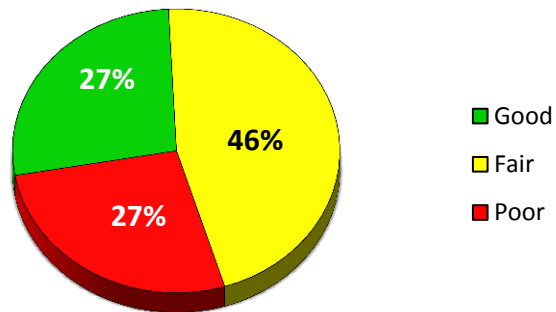
Primary Roads



Local Roads



Primary & Local Roads



*Good (rating ≥ 8), Fair (rating = 7, 6, 5) & Poor (rating ≤ 4)

Paved Roads rated using the Pavement Surface Evaluation and Rating (PASER). Gravel Roads rated using Inventory Based Rating (IBR).

COMSTOCK TOWNSHIP PASER RATING MILEAGE

	10	9	8	7	6	5	4	3	2	1	NR	Total
Local	0.000	4.239	10.507	4.722	9.269	15.778	14.539	4.125	8.688	2.868	0.000	74.735
Primary	0.000	6.219	12.798	5.085	11.491	9.812	2.630	0.407	0.000	0.000	0.000	48.442
Miles	0.000	10.458	23.305	9.807	20.760	25.590	17.169	4.532	8.688	2.868	0.000	123.177

	10	9	8	7	6	5	4	3	2	1	NR	
Local	0.000	4.239	10.507	4.722	9.269	15.778	14.539	4.125	8.688	2.868	0.000	74.735
	10	≥9	≥8	≥7	≥6	≥5	≥4	≥3	≥2	≥1		
Actual	0%	6%	14%	6%	12%	21%	19%	6%	12%	4%	0%	
Cumm.	0%	6%	20%	26%	38%	60%	79%	85%	96%	100%	100%	
					Good 20%	Fair 40%	Poor 40%					

	10	9	8	7	6	5	4	3	2	1	NR	
Primary	0.000	6.219	12.798	5.085	11.491	9.812	2.630	0.407	0.000	0.000	0.000	48.442
	10	≥9	≥8	≥7	≥6	≥5	≥4	≥3	≥2	≥1		
Actual	0%	13%	26%	10%	24%	20%	5%	1%	0%	0%	0%	
Cumm.	0%	13%	39%	50%	73%	94%	99%	100%	100%	100%	100%	
					Good 39%	Fair 54%	Poor 6%					

	10	9	8	7	6	5	4	3	2	1	NR	
Total	0.000	10.458	23.305	9.807	20.760	25.590	17.169	4.532	8.688	2.868	0.000	123.177
	10	≥9	≥8	≥7	≥6	≥5	≥4	≥3	≥2	≥1		
Actual	0%	8%	19%	8%	17%	21%	14%	4%	7%	2%	0%	
Cumm.	0%	8%	27%	35%	52%	73%	87%	91%	98%	100%	100%	
					Good 27%	Fair 46%	Poor 27%	*Good (PASER rating ≥8), Fair (PASER rating = 7, 6, 5) & Poor (PASER rating ≤4)				