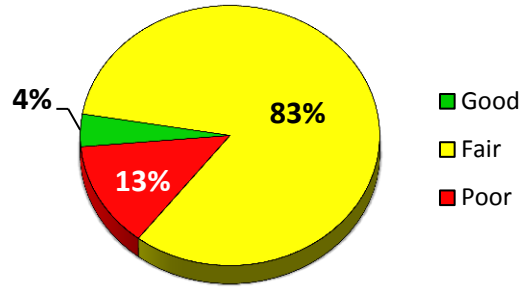
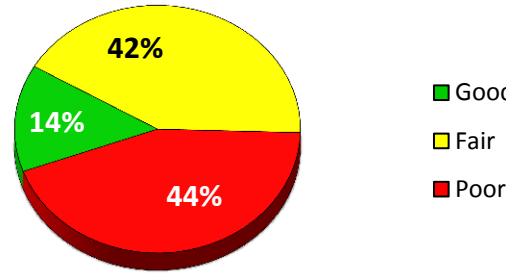


## 2018 Cooper Township Surface Rating Summary

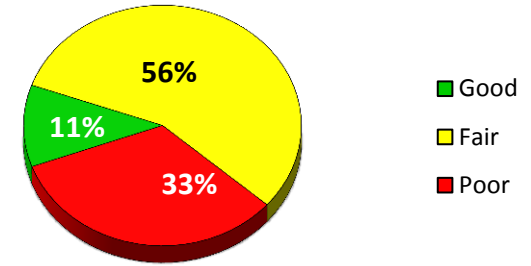
### Primary Roads



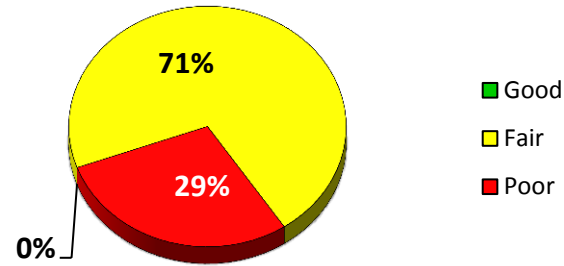
### Local Roads



### Primary & Local Roads



### Gravel Roads



\*Good (rating  $\geq 8$ ), Fair (rating = 7, 6, 5) & Poor (rating  $\leq 4$ )

Paved Roads rated using the Pavement Surface Evaluation and Rating (PASER). Gravel Roads rated using Inventory Based Rating (IBR).

**COOPER TOWNSHIP PASER RATING MILEAGE**

	10	9	8	7	6	5	4	3	2	1	NR	Total
Local	0.000	0.629	7.923	7.269	10.212	7.605	13.725	2.704	7.759	1.915	0.000	59.741
Primary	0.000	0.000	1.334	8.587	5.241	11.265	2.991	1.029	0.000	0.000	0.000	30.447
Miles	0.000	0.629	9.257	15.856	15.453	18.870	16.716	3.733	7.759	1.915	0.000	90.188

	10	9	8	7	6	5	4	3	2	1	NR	Total
Local	0.000	0.629	7.923	7.269	10.212	7.605	13.725	2.704	7.759	1.915	0.000	59.741
	10	≥9	≥8	≥7	≥6	≥5	≥4	≥3	≥2	≥1		
Actual	0%	1%	13%	12%	17%	13%	23%	5%	13%	3%	0%	
Cumm.	0%	1%	14%	26%	44%	56%	79%	84%	97%	100%	100%	
					Good	Fair	Poor					
					14%	42%	44%					

	10	9	8	7	6	5	4	3	2	1	NR	Total
Primary	0.000	0.000	1.334	8.587	5.241	11.265	2.991	1.029	0.000	0.000	0.000	30.447
	10	≥9	≥8	≥7	≥6	≥5	≥4	≥3	≥2	≥1		
Actual	0%	0%	4%	28%	17%	37%	10%	3%	0%	0%	0%	
Cumm.	0%	0%	4%	33%	50%	87%	97%	100%	100%	100%	100%	
					Good	Fair	Poor					
					4%	82%	13%					

	10	9	8	7	6	5	4	3	2	1	NR	Total
Total	0.000	0.629	9.257	15.856	15.453	18.870	16.716	3.733	7.759	1.915	0.000	90.188
	10	≥9	≥8	≥7	≥6	≥5	≥4	≥3	≥2	≥1		
Actual	0%	1%	10%	18%	17%	21%	19%	4%	9%	2%	0%	
Cumm.	0%	1%	11%	29%	46%	67%	85%	89%	98%	100%	100%	
					Good	Fair	Poor	*Good (PASER rating ≥8), Fair (PASER rating = 7, 6, 5) & Poor (PASER rating ≤4)				
					11%	56%	33%					

**COOPER TOWNSHIP INVENTORY BASED RATING MILEAGE**

	10	9	8	7	6	5	4	3	2	1	NR	Total
	0	0	0	0	0	0.5	0.202	0	0	0	0	0.702
	0%	0%	0%	0%	0%	71%	29%	0%	0%	0%	0%	
					Good	Fair	Poor					
					0%	71%	29%					