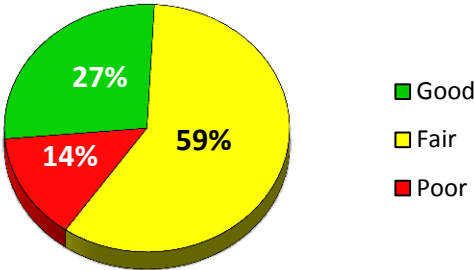
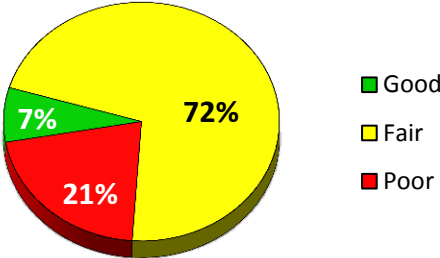


2018 Oshtemo Township Surface Rating Summary

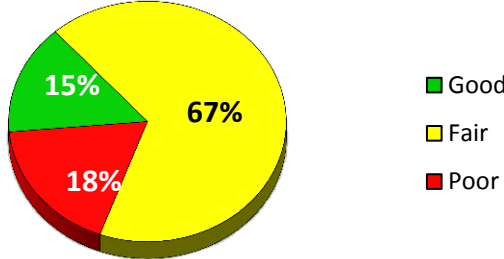
Primary Roads



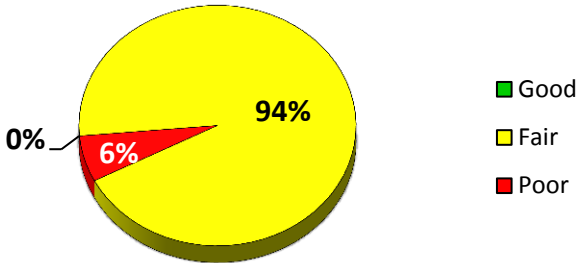
Local Roads



Primary & Local Roads



Gravel Roads



*Good (rating ≥8), Fair (rating = 7, 6, 5) & Poor (rating ≤4)

Paved Roads rated using the Pavement Surface Evaluation and Rating (PASER). Gravel Roads rated using Inventory Based Rating (IBR).

OSHTEMO TOWNSHIP PASER RATING MILEAGE

	10	9	8	7	6	5	4	3	2	1	NR	Total
Local	0.000	0.720	4.622	10.776	31.742	9.637	8.122	1.506	5.599	0.264	0.000	72.988
Primary	0.000	6.647	5.210	2.914	14.997	7.775	2.635	2.340	0.916	0.000	0.000	43.434
Miles	0.000	7.367	9.832	13.690	46.739	17.412	10.757	3.846	6.515	0.264	0.000	116.422

	10	9	8	7	6	5	4	3	2	1	NR	Total
Local	0.000	0.720	4.622	10.776	31.742	9.637	8.122	1.506	5.599	0.264	0.000	72.988
Actual	10	≥9	≥8	≥7	≥6	≥5	≥4	≥3	≥2	≥1		
Cumm.	0%	1%	6%	15%	43%	13%	11%	2%	8%	0%	0%	
	0%	1%	7%	22%	66%	79%	90%	92%	100%	100%	100%	
					Good 7%	Fair 71%	Poor 21%					

	10	9	8	7	6	5	4	3	2	1	NR	Total
Primary	0.000	6.647	5.210	2.914	14.997	7.775	2.635	2.340	0.916	0.000	0.000	43.434
Actual	10	≥9	≥8	≥7	≥6	≥5	≥4	≥3	≥2	≥1		
Cumm.	0%	15%	12%	7%	35%	18%	6%	5%	2%	0%	0%	
	0%	15%	27%	34%	69%	86%	93%	98%	100%	100%	100%	
					Good 27%	Fair 59%	Poor 14%					

	10	9	8	7	6	5	4	3	2	1	NR	Total
Total	0.000	7.367	9.832	13.690	46.739	17.412	10.757	3.846	6.515	0.264	0.000	116.422
Actual	10	≥9	≥8	≥7	≥6	≥5	≥4	≥3	≥2	≥1		
Cumm.	0%	6%	8%	12%	40%	15%	9%	3%	6%	0%	0%	
	0%	6%	15%	27%	67%	82%	91%	94%	100%	100%	100%	
					Good 15%	Fair 67%	Poor 18%					
												*Good (PASER rating ≥8), Fair (PASER rating = 7, 6, 5) & Poor (PASER rating ≤4)

OSHTEMO TOWNSHIP INVENTORY BASED RATING MILEAGE

	10	9	8	7	6	5	4	3	2	1	NR	Total
	0	0	0	0	0.506	0.551	0	0	0	0.07	0	1.127
	0%	0%	0%	0%	45%	49%	0%	0%	0%	6%	0%	
					Good 0%	Fair 94%	Poor 6%					