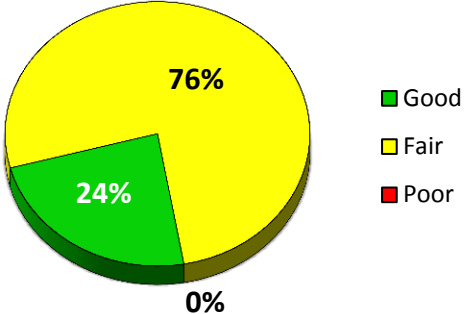
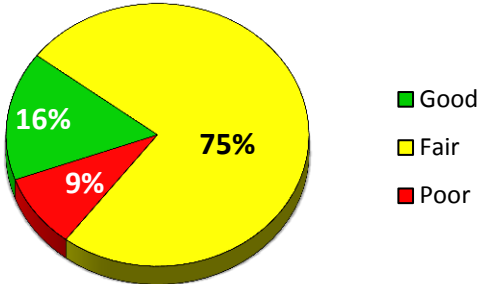


2018 Climax Township Surface Rating Summary

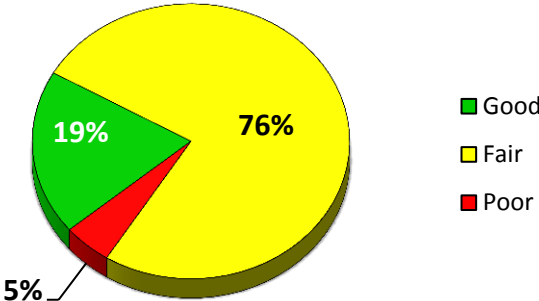
Primary Roads



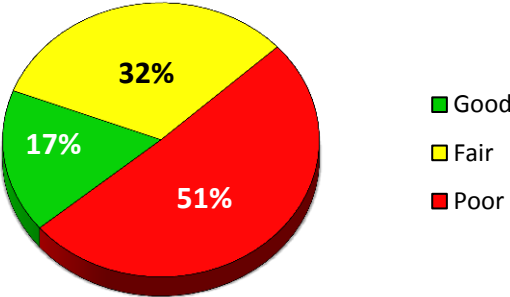
Local Roads



Primary & Local Roads



Gravel Roads



*Good (rating ≥8), Fair (rating = 7, 6, 5) & Poor (rating ≤4)

Paved Roads rated using the Pavement Surface Evaluation and Rating (PASER). Gravel Roads rated using Inventory Based Rating (IBR).

CLIMAX TOWNSHIP PASER RATING MILEAGE

	10	9	8	7	6	5	4	3	2	1	NR	Total
Local	0.000	0.000	5.009	10.488	3.758	9.418	2.054	0.266	0.553	0.000	0.000	31.546
Primary	0.000	0.000	6.202	10.255	9.799	0.019	0.000	0.000	0.000	0.000	0.000	26.275
Miles	0.000	0.000	11.211	20.743	13.557	9.437	2.054	0.266	0.553	0.000	0.000	57.821

	10	9	8	7	6	5	4	3	2	1	NR	Total
Local	0.000	0.000	5.009	10.488	3.758	9.418	2.054	0.266	0.553	0.000	0.000	31.546
Actual	10	≥9	≥8	≥7	≥6	≥5	≥4	≥3	≥2	≥1		
Cumm.	0%	0%	16%	33%	12%	30%	7%	1%	2%	0%	0%	
	0%	0%	16%	49%	61%	91%	97%	98%	100%	100%	100%	
					Good	Fair	Poor					
					16%	75%	9%					

	10	9	8	7	6	5	4	3	2	1	NR	Total
Primary	0.000	0.000	6.202	10.255	9.799	0.019	0.000	0.000	0.000	0.000	0.000	26.275
Actual	10	≥9	≥8	≥7	≥6	≥5	≥4	≥3	≥2	≥1		
Cumm.	0%	0%	24%	39%	37%	0%	0%	0%	0%	0%	0%	
	0%	0%	24%	63%	100%	100%	100%	100%	100%	100%	100%	
					Good	Fair	Poor					
					24%	76%	0%					

	10	9	8	7	6	5	4	3	2	1	NR	Total
Total	0.000	0.000	11.211	20.743	13.557	9.437	2.054	0.266	0.553	0.000	0.000	57.821
Actual	10	≥9	≥8	≥7	≥6	≥5	≥4	≥3	≥2	≥1		
Cumm.	0%	0%	19%	36%	23%	16%	4%	0%	1%	0%	0%	
	0%	0%	19%	55%	79%	95%	99%	99%	100%	100%	100%	
					Good	Fair	Poor	*Good (PASER rating ≥8), Fair (PASER rating = 7, 6, 5) & Poor (PASER rating ≤4)				
					19%	76%	5%					

CLIMAX TOWNSHIP INVENTORY BASED RATING MILEAGE

	10	9	8	7	6	5	4	3	2	1	NR	Total
	0	0	2.51	0	1.038	3.753	7.07	0	0	0.45	0	14.821
	0%	0%	17%	0%	7%	25%	48%	0%	0%	3%	0%	
					Good	Fair	Poor					
					17%	32%	51%					