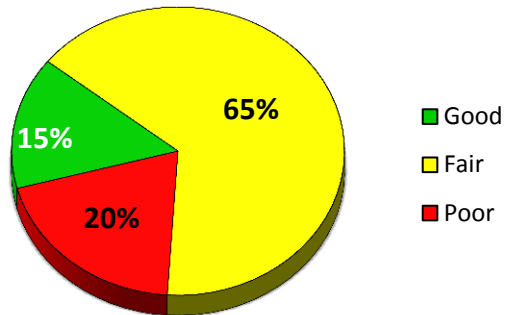
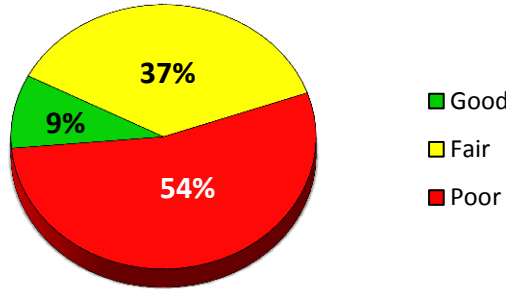


# 2019 Brady Township Surface Rating Summary

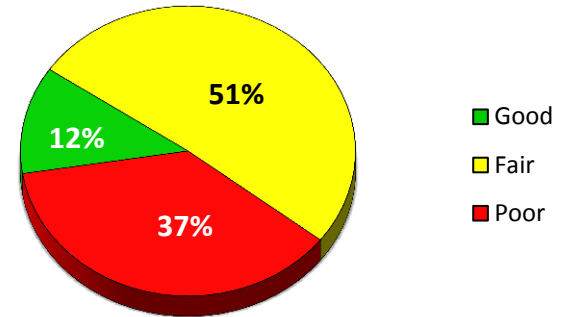
## Primary Roads



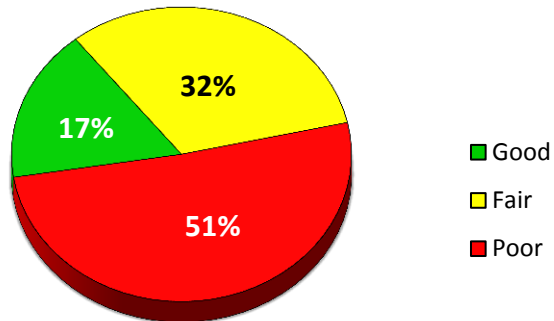
## Local Roads



## Local & Primary Roads



## Gravel Roads



\*Good (rating  $\geq 8$ ), Fair (rating = 7, 6, 5) & Poor (rating  $\leq 4$ )

Paved Roads rated using the Pavement Surface Evaluation and Rating (PASER). Gravel Roads rated using Inventory Based Rating (IBR).

**BRADY TOWNSHIP PASER RATING MILEAGE**

	10	9	8	7	6	5	4	3	2	1	NR	Total
Local	0.000	0.971	1.961	1.925	5.097	4.867	4.458	5.495	5.142	2.092	0.000	32.008
Primary	0.000	3.030	1.674	16.284	3.541	0.876	2.162	4.020	0.000	0.000	0.000	31.587
Miles	0.000	4.001	3.635	18.209	8.638	5.743	6.620	9.515	5.142	2.092	0.000	63.595

	10	9	8	7	6	5	4	3	2	1	NR	Total
Local	0.000	0.971	1.961	1.925	5.097	4.867	4.458	5.495	5.142	2.092	0.000	32.008
Actual	10	≥9	≥8	≥7	≥6	≥5	≥4	≥3	≥2	≥1		
Cumm.	0%	3%	6%	6%	16%	15%	14%	17%	16%	7%	0%	
	0%	3%	9%	15%	31%	46%	60%	77%	93%	100%	100%	
					Good	Fair	Poor					
					9%	37%	54%					

	10	9	8	7	6	5	4	3	2	1	NR	Total
Primary	0.000	3.030	1.674	16.284	3.541	0.876	2.162	4.020	0.000	0.000	0.000	31.587
Actual	10	≥9	≥8	≥7	≥6	≥5	≥4	≥3	≥2	≥1		
Cumm.	0%	10%	5%	52%	11%	3%	7%	13%	0%	0%	0%	
	0%	10%	15%	66%	78%	80%	87%	100%	100%	100%	100%	
					Good	Fair	Poor					
					15%	66%	20%					

	10	9	8	7	6	5	4	3	2	1	NR	Total
Total	0.000	4.001	3.635	18.209	8.638	5.743	6.620	9.515	5.142	2.092	0.000	63.595
Actual	10	≥9	≥8	≥7	≥6	≥5	≥4	≥3	≥2	≥1		
Cumm.	0%	6%	6%	29%	14%	9%	10%	15%	8%	3%	0%	
	0%	6%	12%	41%	54%	63%	74%	89%	97%	100%	100%	
					Good	Fair	Poor	*Good (PASER rating ≥8), Fair (PASER rating = 7, 6, 5) & Poor (PASER rating ≤4)				
					12%	51%	37%					

**BRADY TOWNSHIP INVENTORY BASED RATING MILEAGE**

	10	9	8	7	6	5	4	3	2	1	NR	Total
	0	1.922	0	0.399	1.75	1.546	5.831	0	0	0	0.007	11.455
	0%	17%	0%	3%	15%	13%	51%	0%	0%	0%	0%	
					Good	Fair	Poor					
					17%	32%	51%					