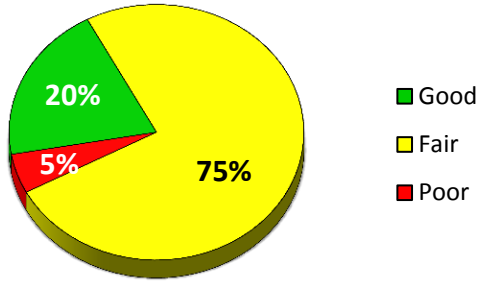
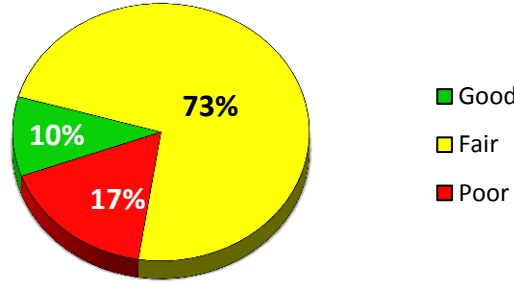


2019 Charleston Township Surface Rating Summary

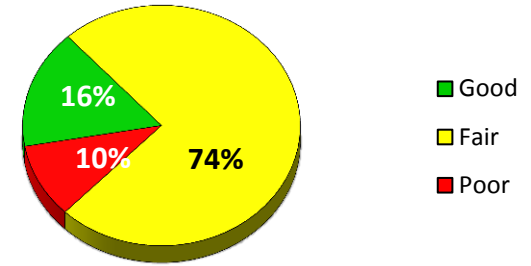
Primary Roads



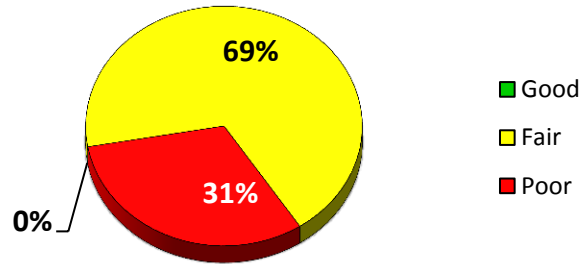
Local Roads



Primary & Local Roads



Gravel Roads



*Good (rating ≥ 8), Fair (rating = 7, 6, 5) & Poor (rating ≤ 4)

Paved Roads rated using the Pavement Surface Evaluation and Rating (PASER). Gravel Roads rated using Inventory Based Rating (IBR).

CHARLESTON TOWNSHIP PASER RATING MILEAGE

	10	9	8	7	6	5	4	3	2	1	NR	Total
Local	0.000	1.878	0.000	5.371	3.829	4.474	0.651	0.000	0.000	2.440	0.000	18.643
Primary	0.000	0.500	4.231	7.619	6.485	3.319	0.170	0.736	0.321	0.000	0.000	23.381
Miles	0.000	2.378	4.231	12.990	10.314	7.793	0.821	0.736	0.321	2.440	0.000	42.024

	10	9	8	7	6	5	4	3	2	1	NR	Total
Local	0.000	1.878	0.000	5.371	3.829	4.474	0.651	0.000	0.000	2.440	0.000	18.643
Actual	10	≥9	≥8	≥7	≥6	≥5	≥4	≥3	≥2	≥1		
Cumm.	0%	10%	0%	29%	21%	24%	3%	0%	0%	13%	0%	
	0%	10%	10%	39%	59%	83%	87%	87%	87%	100%	100%	
					Good	Fair	Poor					
					10%	73%	17%					

	10	9	8	7	6	5	4	3	2	1	NR	Total
Primary	0.000	0.500	4.231	7.619	6.485	3.319	0.170	0.736	0.321	0.000	0.000	23.381
Actual	10	≥9	≥8	≥7	≥6	≥5	≥4	≥3	≥2	≥1		
Cumm.	0%	2%	18%	33%	28%	14%	1%	3%	1%	0%	0%	
	0%	2%	20%	53%	81%	95%	95%	99%	100%	100%	100%	
					Good	Fair	Poor					
					20%	75%	5%					

	10	9	8	7	6	5	4	3	2	1	NR	Total
Total	0.000	2.378	4.231	12.990	10.314	7.793	0.821	0.736	0.321	2.440	0.000	42.024
Actual	10	≥9	≥8	≥7	≥6	≥5	≥4	≥3	≥2	≥1		
Cumm.	0%	6%	10%	31%	25%	19%	2%	2%	1%	6%	0%	
	0%	6%	16%	47%	71%	90%	92%	93%	94%	100%	100%	
					Good	Fair	Poor	*Good (PASER rating ≥8), Fair (PASER rating = 7, 6, 5) & Poor (PASER rating ≤4)				
					16%	74%	10%					

CHARLESTON TOWNSHIP INVENTORY BASED RATING MILEAGE

	10	9	8	7	6	5	4	3	2	1	NR	Total
	0	0	0	0	2.712	0	1.122	0	0	0.123	0	3.957
	0%	0%	0%	0%	69%	0%	28%	0%	0%	3%	0%	
					Good	Fair	Poor					
					0%	69%	31%					