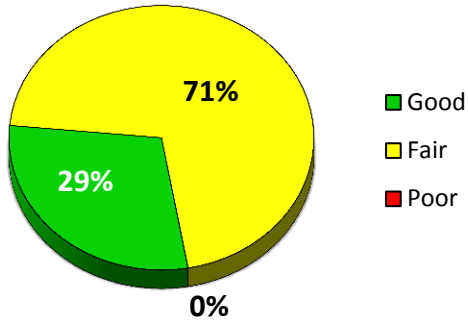
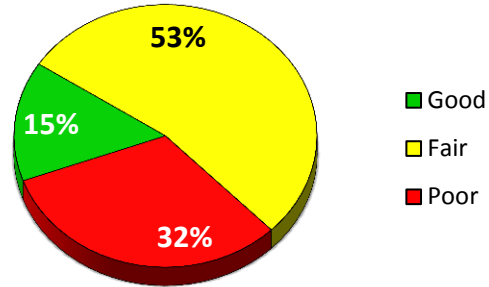


2019 Climax Township Surface Rating Summary

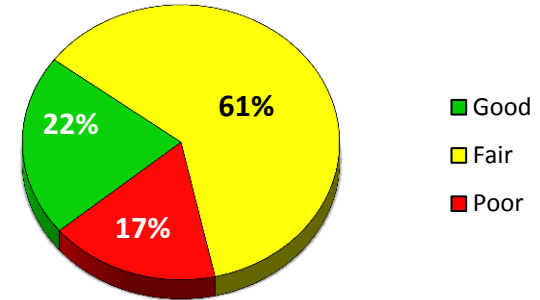
Primary Roads



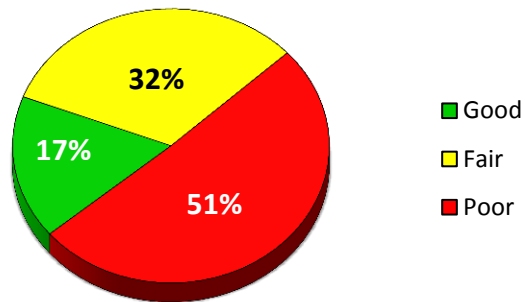
Local Roads



Primary & Local Roads



Gravel Roads



*Good (rating ≥ 8), Fair (rating = 7, 6, 5) & Poor (rating ≤ 4)

Paved Roads rated using the Pavement Surface Evaluation and Rating (PASER). Gravel Roads rated using Inventory Based Rating (IBR).

CLIMAX TOWNSHIP PASER RATING MILEAGE

	10	9	8	7	6	5	4	3	2	1	NR	Total
Local	0.000	0.607	4.052	3.755	5.823	7.289	7.255	2.765	0.000	0.000	0.000	31.546
Primary	0.000	1.027	6.662	4.500	14.067	0.014	0.005	0.000	0.000	0.000	0.000	26.275
Miles	0.000	1.634	10.714	8.255	19.890	7.303	7.260	2.765	0.000	0.000	0.000	57.821

	10	9	8	7	6	5	4	3	2	1	NR	Total
Local	0.000	0.607	4.052	3.755	5.823	7.289	7.255	2.765	0.000	0.000	0.000	31.546
	10	≥9	≥8	≥7	≥6	≥5	≥4	≥3	≥2	≥1		
Actual	0%	2%	13%	12%	18%	23%	23%	9%	0%	0%	0%	
Cumm.	0%	2%	15%	27%	45%	68%	91%	100%	100%	100%	100%	
					Good 15%	Fair 53%	Poor 32%					

	10	9	8	7	6	5	4	3	2	1	NR	Total
Primary	0.000	1.027	6.662	4.500	14.067	0.014	0.005	0.000	0.000	0.000	0.000	26.275
	10	≥9	≥8	≥7	≥6	≥5	≥4	≥3	≥2	≥1		
Actual	0%	4%	25%	17%	54%	0%	0%	0%	0%	0%	0%	
Cumm.	0%	4%	29%	46%	100%	100%	100%	100%	100%	100%	100%	
					Good 29%	Fair 71%	Poor 0%					

	10	9	8	7	6	5	4	3	2	1	NR	Total
Total	0.000	1.634	10.714	8.255	19.890	7.303	7.260	2.765	0.000	0.000	0.000	57.821
	10	≥9	≥8	≥7	≥6	≥5	≥4	≥3	≥2	≥1		
Actual	0%	3%	19%	14%	34%	13%	13%	5%	0%	0%	0%	
Cumm.	0%	3%	21%	36%	70%	83%	95%	100%	100%	100%	100%	
					Good 21%	Fair 61%	Poor 17%	*Good (PASER rating ≥8), Fair (PASER rating = 7, 6, 5) & Poor (PASER rating ≤4)				

CLIMAX TOWNSHIP INVENTORY BASED RATING MILEAGE

	10	9	8	7	6	5	4	3	2	1	NR	Total
	0	0	2.51	0	1.038	3.753	7.07	0	0	0.45	0.004	14.825
	0%	0%	17%	0%	7%	25%	48%	0%	0%	3%	0%	
					Good 17%	Fair 32%	Poor 51%					