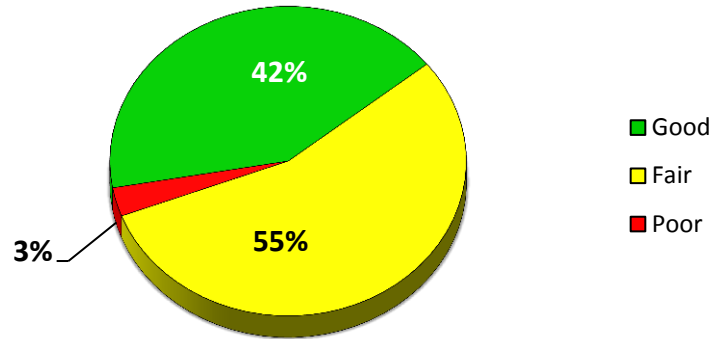
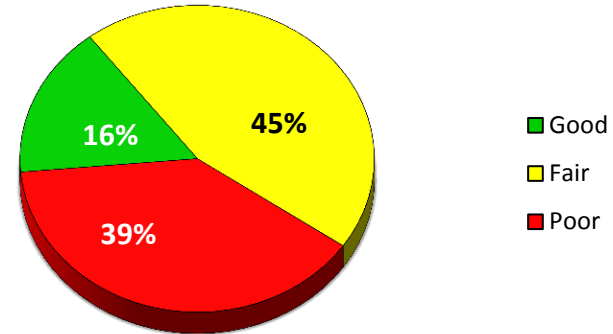


# 2019 Comstock Township Surface Rating Summary

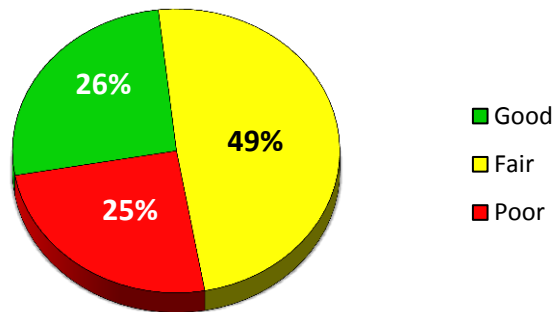
## Primary Roads



## Local Roads



## Primary & Local Roads



\*Good (rating  $\geq 8$ ), Fair (rating = 7, 6, 5) & Poor (rating  $\leq 4$ )

Paved Roads rated using the Pavement Surface Evaluation and Rating (PASER). Gravel Roads rated using Inventory Based Rating (IBR).

**COMSTOCK TOWNSHIP PASER RATING MILEAGE**

	<b>10</b>	<b>9</b>	<b>8</b>	<b>7</b>	<b>6</b>	<b>5</b>	<b>4</b>	<b>3</b>	<b>2</b>	<b>1</b>	<b>NR</b>	<b>Total</b>
Local	0.000	6.385	5.568	13.511	2.984	16.978	10.563	9.003	5.339	4.404	0.000	74.735
Primary	0.000	4.341	16.109	11.906	4.391	10.215	0.472	1.000	0.008	0.000	0.000	48.442
Miles	0.000	10.726	21.677	25.417	7.375	27.193	11.035	10.003	5.347	4.404	0.000	123.177

	<b>10</b>	<b>9</b>	<b>8</b>	<b>7</b>	<b>6</b>	<b>5</b>	<b>4</b>	<b>3</b>	<b>2</b>	<b>1</b>	<b>NR</b>	
Local	0.000	6.385	5.568	13.511	2.984	16.978	10.563	9.003	5.339	4.404	0.000	74.735
	10	≥9	≥8	≥7	≥6	≥5	≥4	≥3	≥2	≥1		
Actual	0%	9%	7%	18%	4%	23%	14%	12%	7%	6%	0%	
Cumm.	0%	9%	16%	34%	38%	61%	75%	87%	94%	100%	100%	
					Good	Fair	Poor					
					16%	45%	39%					

	<b>10</b>	<b>9</b>	<b>8</b>	<b>7</b>	<b>6</b>	<b>5</b>	<b>4</b>	<b>3</b>	<b>2</b>	<b>1</b>	<b>NR</b>	
Primary	0.000	4.341	16.109	11.906	4.391	10.215	0.472	1.000	0.008	0.000	0.000	48.442
	10	≥9	≥8	≥7	≥6	≥5	≥4	≥3	≥2	≥1		
Actual	0%	9%	33%	25%	9%	21%	1%	2%	0%	0%	0%	
Cumm.	0%	9%	42%	67%	76%	97%	98%	100%	100%	100%	100%	
					Good	Fair	Poor					
					42%	55%	3%					

	<b>10</b>	<b>9</b>	<b>8</b>	<b>7</b>	<b>6</b>	<b>5</b>	<b>4</b>	<b>3</b>	<b>2</b>	<b>1</b>	<b>NR</b>	
Total	0.000	10.726	21.677	25.417	7.375	27.193	11.035	10.003	5.347	4.404	0.000	123.177
	10	≥9	≥8	≥7	≥6	≥5	≥4	≥3	≥2	≥1		
Actual	0%	9%	18%	21%	6%	22%	9%	8%	4%	4%	0%	
Cumm.	0%	9%	26%	47%	53%	75%	84%	92%	96%	100%	100%	
					Good	Fair	Poor	*Good (PASER rating ≥8), Fair (PASER rating = 7, 6, 5) & Poor (PASER rating ≤4)				
					26%	49%	25%					