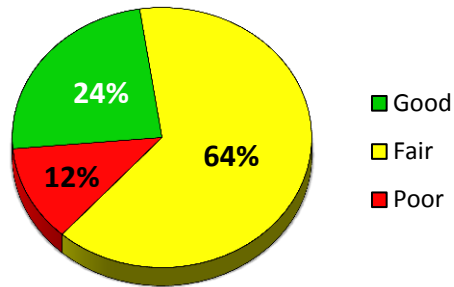
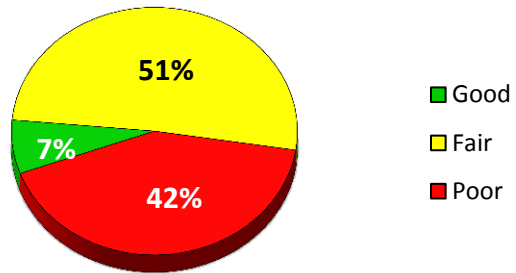


2019 Cooper Township Surface Rating Summary

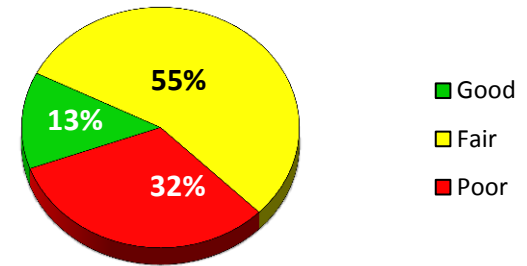
Primary Roads



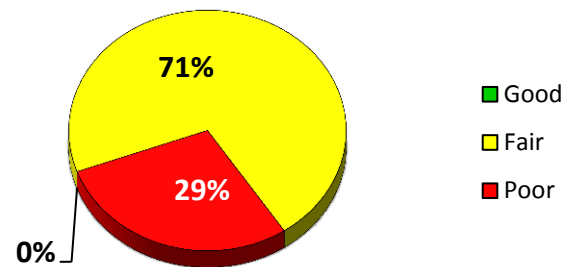
Local Roads



Primary & Local Roads



Gravel Roads



*Good (rating ≥ 8), Fair (rating = 7, 6, 5) & Poor (rating ≤ 4)

Paved Roads rated using the Pavement Surface Evaluation and Rating (PASER). Gravel Roads rated using Inventory Based Rating (IBR).

COOPER TOWNSHIP PASER RATING MILEAGE

	10	9	8	7	6	5	4	3	2	1	NR	Total
Local	0.000	0.843	3.144	11.462	10.889	8.093	11.141	4.953	6.493	2.723	0.000	59.741
Primary	0.000	0.598	6.776	5.123	7.129	7.192	1.682	1.947	0.000	0.000	0.000	30.447
Miles	0.000	1.441	9.920	16.585	18.018	15.285	12.823	6.900	6.493	2.723	0.000	90.188

	10	9	8	7	6	5	4	3	2	1	NR	Total
Local	0.000	0.843	3.144	11.462	10.889	8.093	11.141	4.953	6.493	2.723	0.000	59.741
	10	≥9	≥8	≥7	≥6	≥5	≥4	≥3	≥2	≥1		
Actual	0%	1%	5%	19%	18%	14%	19%	8%	11%	5%	0%	
Cumm.	0%	1%	7%	26%	44%	58%	76%	85%	95%	100%	100%	
					Good 7%	Fair 51%	Poor 42%					

	10	9	8	7	6	5	4	3	2	1	NR	Total
Primary	0.000	0.598	6.776	5.123	7.129	7.192	1.682	1.947	0.000	0.000	0.000	30.447
	10	≥9	≥8	≥7	≥6	≥5	≥4	≥3	≥2	≥1		
Actual	0%	2%	22%	17%	23%	24%	6%	6%	0%	0%	0%	
Cumm.	0%	2%	24%	41%	64%	88%	94%	100%	100%	100%	100%	
					Good 24%	Fair 64%	Poor 12%					

	10	9	8	7	6	5	4	3	2	1	NR	Total
Total	0.000	1.441	9.920	16.585	18.018	15.285	12.823	6.900	6.493	2.723	0.000	90.188
	10	≥9	≥8	≥7	≥6	≥5	≥4	≥3	≥2	≥1		
Actual	0%	2%	11%	18%	20%	17%	14%	8%	7%	3%	0%	
Cumm.	0%	2%	13%	31%	51%	68%	82%	90%	97%	100%	100%	
					Good 13%	Fair 55%	Poor 32%	*Good (PASER rating ≥8), Fair (PASER rating = 7, 6, 5) & Poor (PASER rating ≤4)				

COOPER TOWNSHIP INVENTORY BASED RATING MILEAGE

	10	9	8	7	6	5	4	3	2	1	NR	Total
	0	0	0	0	0	0.5	0.202	0	0	0	0	0.702
	0%	0%	0%	0%	0%	71%	29%	0%	0%	0%	0%	
					Good 0%	Fair 71%	Poor 29%					