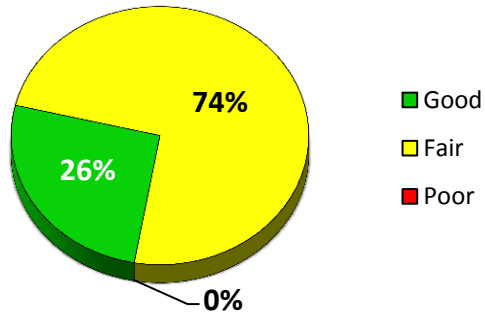
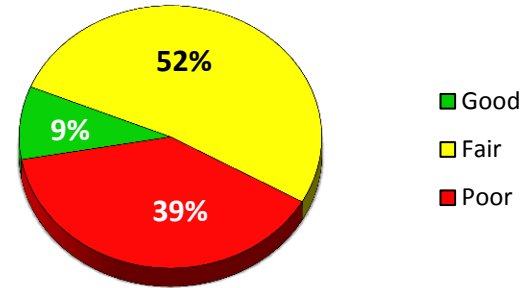


2019 Pavilion Township Surface Rating Summary

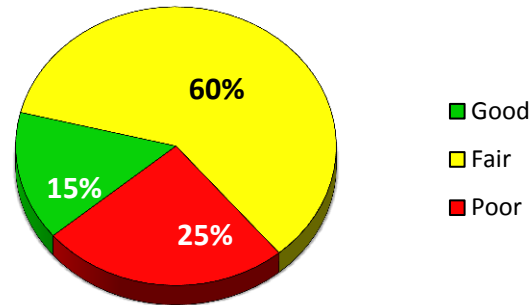
Primary Roads



Local Roads



Primary & Local Roads



*Good (rating ≥ 8), Fair (rating = 7, 6, 5) & Poor (rating ≤ 4)

Paved Roads rated using the Pavement Surface Evaluation and Rating (PASER). Gravel Roads rated using Inventory Based Rating (IBR).

PAVILION TOWNSHIP PASER RATING MILEAGE

	10	9	8	7	6	5	4	3	2	1	NR	Total
Local	0.000	1.123	3.358	10.545	9.602	4.726	7.096	4.520	2.665	4.185	0.000	47.820
Primary	0.000	6.332	0.607	12.865	6.859	0.335	0.000	0.000	0.000	0.000	0.000	26.998
Miles	0.000	7.455	3.965	23.410	16.461	5.061	7.096	4.520	2.665	4.185	0.000	74.818

	10	9	8	7	6	5	4	3	2	1	NR	
Local	0.000	1.123	3.358	10.545	9.602	4.726	7.096	4.520	2.665	4.185	0.000	47.820
	10	≥9	≥8	≥7	≥6	≥5	≥4	≥3	≥2	≥1		
Actual	0%	2%	7%	22%	20%	10%	15%	9%	6%	9%	0%	
Cumm.	0%	2%	9%	31%	52%	61%	76%	86%	91%	100%	100%	
					Good 9%	Fair 52%	Poor 39%					

	10	9	8	7	6	5	4	3	2	1	NR	
Primary	0.000	6.332	0.607	12.865	6.859	0.335	0.000	0.000	0.000	0.000	0.000	26.998
	10	≥9	≥8	≥7	≥6	≥5	≥4	≥3	≥2	≥1		
Actual	0%	23%	2%	48%	25%	1%	0%	0%	0%	0%	0%	
Cumm.	0%	23%	26%	73%	99%	100%	100%	100%	100%	100%	100%	
					Good 26%	Fair 74%	Poor 0%					

	10	9	8	7	6	5	4	3	2	1	NR	
Total	0.000	7.455	3.965	23.410	16.461	5.061	7.096	4.520	2.665	4.185	0.000	74.818
	10	≥9	≥8	≥7	≥6	≥5	≥4	≥3	≥2	≥1		
Actual	0%	10%	5%	31%	22%	7%	9%	6%	4%	6%	0%	
Cumm.	0%	10%	15%	47%	69%	75%	85%	91%	94%	100%	100%	
					Good 15%	Fair 60%	Poor 25%	*Good (PASER rating ≥8), Fair (PASER rating = 7, 6, 5) & Poor (PASER rating ≤4)				