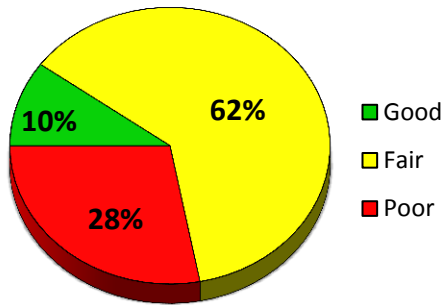
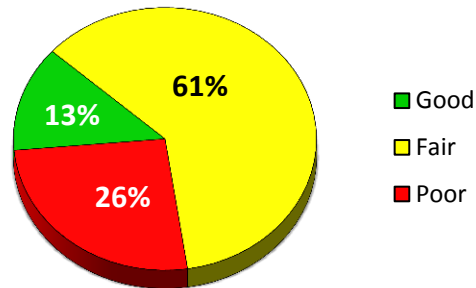


2019 Prairie Ronde Township Surface Rating Summary

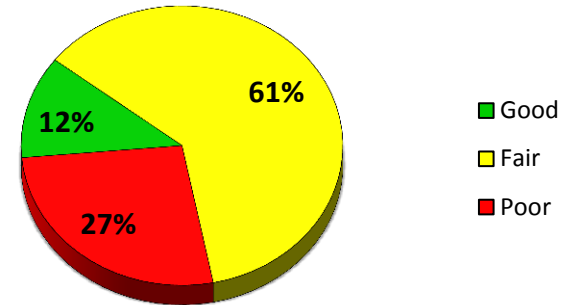
Primary Roads



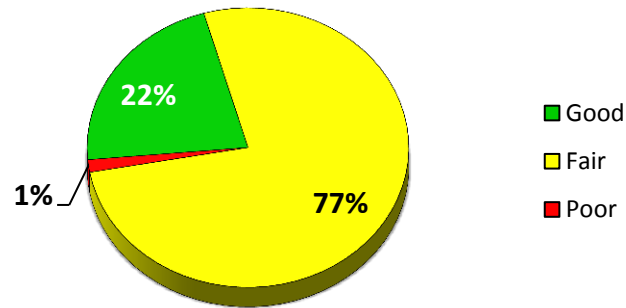
Local Roads



Primary & Local Roads



Gravel Roads



*Good (rating ≥ 8), Fair (rating = 7, 6, 5) & Poor (rating ≤ 4)

Paved Roads rated using the Pavement Surface Evaluation and Rating (PASER). Gravel Roads rated using Inventory Based Rating (IBR).

PRAIRIE RONDE TOWNSHIP PASER RATING MILEAGE

	10	9	8	7	6	5	4	3	2	1	NR	Total
Local	0.000	0.457	2.594	5.535	4.470	4.104	5.066	0.679	0.000	0.150	0.000	23.055
Primary	0.000	0.000	2.086	1.426	5.993	5.973	6.017	0.066	0.000	0.000	0.000	21.561
Miles	0.000	0.457	4.680	6.961	10.463	10.077	11.083	0.745	0.000	0.150	0.000	44.616

	10	9	8	7	6	5	4	3	2	1	NR	Total
Local	0.000	0.457	2.594	5.535	4.470	4.104	5.066	0.679	0.000	0.150	0.000	23.055
Actual	10	≥9	≥8	≥7	≥6	≥5	≥4	≥3	≥2	≥1		
Cumm.	0%	2%	11%	24%	19%	18%	22%	3%	0%	1%	0%	
	0%	2%	13%	37%	57%	74%	96%	99%	99%	100%	100%	
					Good 13%	Fair 61%	Poor 26%					

	10	9	8	7	6	5	4	3	2	1	NR	Total
Primary	0.000	0.000	2.086	1.426	5.993	5.973	6.017	0.066	0.000	0.000	0.000	21.561
Actual	10	≥9	≥8	≥7	≥6	≥5	≥4	≥3	≥2	≥1		
Cumm.	0%	0%	10%	7%	28%	28%	28%	0%	0%	0%	0%	
	0%	0%	10%	16%	44%	72%	100%	100%	100%	100%	100%	
					Good 10%	Fair 62%	Poor 28%					

	10	9	8	7	6	5	4	3	2	1	NR	Total
Total	0.000	0.457	4.680	6.961	10.463	10.077	11.083	0.745	0.000	0.150	0.000	44.616
Actual	10	≥9	≥8	≥7	≥6	≥5	≥4	≥3	≥2	≥1		
Cumm.	0%	1%	10%	16%	23%	23%	25%	2%	0%	0%	0%	
	0%	1%	12%	27%	51%	73%	98%	100%	100%	100%	100%	
					Good 12%	Fair 62%	Poor 27%					

*Good (PASER rating ≥8), Fair (PASER rating = 7, 6, 5) & Poor (PASER rating ≤4)

PRAIRIE RONDE TOWNSHIP INVENTORY BASED RATING MILEAGE

	10	9	8	7	6	5	4	3	2	1	NR	Total
	0	2.068	4.241	1.976	13.667	6.374	0	0	0.307	0	0.109	28.742
	0%	7%	15%	7%	48%	22%	0%	0%	1%	0%	0%	
					Good 22%	Fair 77%	Poor 1%					