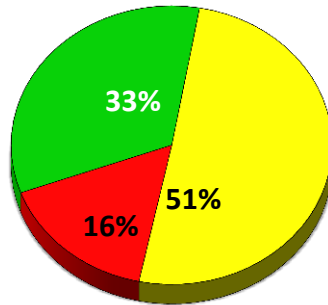


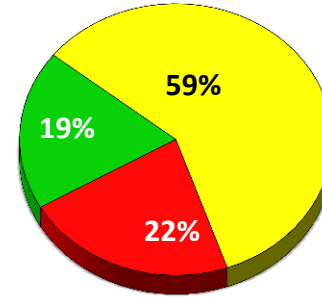
2019 Texas Township Surface Rating Summary

Primary Roads



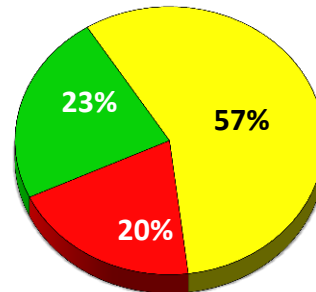
■ Good
■ Fair
■ Poor

Local Roads



■ Good
■ Fair
■ Poor

Primary & Local Roads



■ Good
■ Fair
■ Poor

*Good (rating ≥ 8), Fair (rating = 7, 6, 5) & Poor (rating ≤ 4)

Paved Roads rated using the Pavement Surface Evaluation and Rating (PASER). Gravel Roads rated using Inventory Based Rating (IBR).

TEXAS TOWNSHIP PASER RATING MILEAGE

	10	9	8	7	6	5	4	3	2	1	NR	Total
Local	0.000	3.688	13.773	14.551	24.810	14.596	15.761	3.728	0.116	0.000	0.000	91.023
Primary	0.000	2.080	10.573	5.330	7.723	5.970	5.332	0.771	0.000	0.000	0.008	37.787
Miles	0.000	5.768	24.346	19.881	32.533	20.566	21.093	4.499	0.116	0.000	0.008	128.810

	10	9	8	7	6	5	4	3	2	1	NR	
Local	0.000	3.688	13.773	14.551	24.810	14.596	15.761	3.728	0.116	0.000	0.000	91.023
	10	≥9	≥8	≥7	≥6	≥5	≥4	≥3	≥2	≥1		
Actual	0%	4%	15%	16%	27%	16%	17%	4%	0%	0%	0%	
Cumm.	0%	4%	19%	35%	62%	78%	96%	100%	100%	100%	100%	
					Good	Fair	Poor					
					19%	59%	22%					

	10	9	8	7	6	5	4	3	2	1	NR	
Primary	0.000	2.080	10.573	5.330	7.723	5.970	5.332	0.771	0.000	0.000	0.008	37.787
	10	≥9	≥8	≥7	≥6	≥5	≥4	≥3	≥2	≥1		
Actual	0%	6%	28%	14%	20%	16%	14%	2%	0%	0%	0%	
Cumm.	0%	6%	33%	48%	68%	84%	98%	100%	100%	100%	100%	
					Good	Fair	Poor					
					33%	50%	16%					

	10	9	8	7	6	5	4	3	2	1	NR	
Total	0.000	5.768	24.346	19.881	32.533	20.566	21.093	4.499	0.116	0.000	0.008	128.810
	10	≥9	≥8	≥7	≥6	≥5	≥4	≥3	≥2	≥1		
Actual	0%	4%	19%	15%	25%	16%	16%	3%	0%	0%	0%	
Cumm.	0%	4%	23%	39%	64%	80%	96%	100%	100%	100%	100%	
					Good	Fair	Poor	*Good (PASER rating ≥8), Fair (PASER rating = 7, 6, 5) & Poor (PASER rating ≤4)				
					23%	57%	20%					