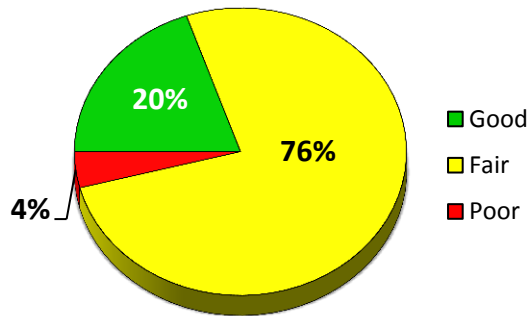
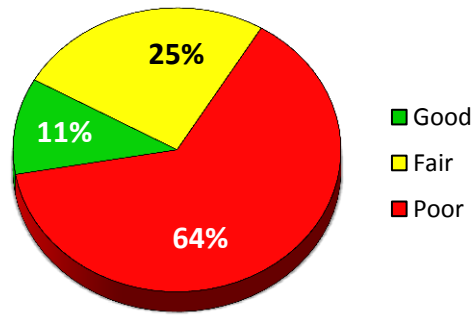


2019 Wakeshma Township Surface Rating Summary

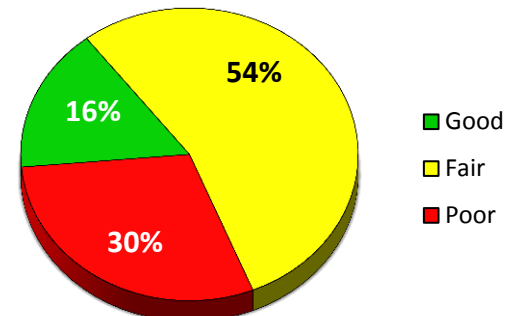
Primary Roads



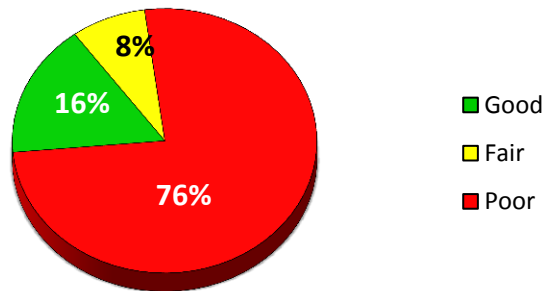
Local Roads



Primary & Local Roads



Gravel Roads



*Good (rating ≥8), Fair (rating = 7, 6, 5) & Poor (rating ≤4)

Paved Roads rated using the Pavement Surface Evaluation and Rating (PASER). Gravel Roads rated using Inventory Based Rating (IBR).

WAKESHMA TOWNSHIP PASER RATING MILEAGE

	10	9	8	7	6	5	4	3	2	1	NR	Total
Local	0.000	0.000	2.102	1.495	0.837	2.529	2.012	0.005	0.086	10.081	0.000	19.147
Primary	0.000	0.000	4.978	11.270	7.475	0.503	1.008	0.016	0.000	0.000	0.000	25.250
Miles	0.000	0.000	7.080	12.765	8.312	3.032	3.020	0.021	0.086	10.081	0.000	44.397

	10	9	8	7	6	5	4	3	2	1	NR	Total
Local	0.000	0.000	2.102	1.495	0.837	2.529	2.012	0.005	0.086	10.081	0.000	19.147
	10	≥9	≥8	≥7	≥6	≥5	≥4	≥3	≥2	≥1		
Actual	0%	0%	11%	8%	4%	13%	11%	0%	0%	53%	0%	
Cumm.	0%	0%	11%	19%	23%	36%	47%	47%	47%	100%	100%	
					Good 11%	Fair 25%	Poor 64%					

	10	9	8	7	6	5	4	3	2	1	NR	Total
Primary	0.000	0.000	4.978	11.270	7.475	0.503	1.008	0.016	0.000	0.000	0.000	25.250
	10	≥9	≥8	≥7	≥6	≥5	≥4	≥3	≥2	≥1		
Actual	0%	0%	20%	45%	30%	2%	4%	0%	0%	0%	0%	
Cumm.	0%	0%	20%	64%	94%	96%	100%	100%	100%	100%	100%	
					Good 20%	Fair 76%	Poor 4%					

	10	9	8	7	6	5	4	3	2	1	NR	Total
Total	0.000	0.000	7.080	12.765	8.312	3.032	3.020	0.021	0.086	10.081	0.000	44.397
	10	≥9	≥8	≥7	≥6	≥5	≥4	≥3	≥2	≥1		
Actual	0%	0%	16%	29%	19%	7%	7%	0%	0%	23%	0%	
Cumm.	0%	0%	16%	45%	63%	70%	77%	77%	77%	100%	100%	
					Good 16%	Fair 54%	Poor 30%	*Good (PASER rating ≥8), Fair (PASER rating = 7, 6, 5) & Poor (PASER rating ≤4)				

WAKESHMA TOWNSHIP INVENTORY BASED RATING MILEAGE

	10	9	8	7	6	5	4	3	2	1	NR	Total
	0	2.491	2.127	0	1.278	0.97	19.795	0	0	1.257	0.379	28.297
	0%	9%	8%	0%	5%	3%	70%	0%	0%	4%	1%	
					Good 16%	Fair 8%	Poor 76%					