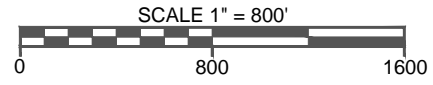
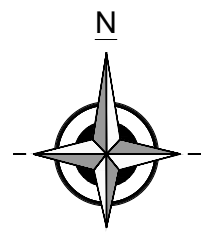
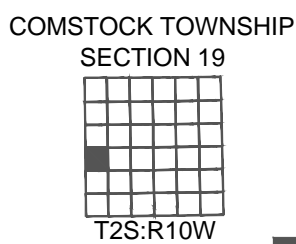


**LEGEND**

	SECTION LINE
	CORPORATE LIMITS
	EDGE OF WATER
	RAILROAD
	STATE TRUNKLINE
	COUNTY PRIMARY
	COUNTY LOCAL MILEAGE REPRESENTED ON TOWNSHIP OVERVIEW SHEET
	COUNTY LOCAL MILEAGE REPRESENTED ON THIS SHEET



**LOCAL ROAD SYSTEM TOTAL  
FEET 20,205 EQUALS 3.83 MILES**