







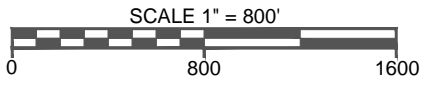
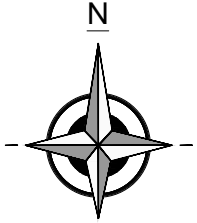
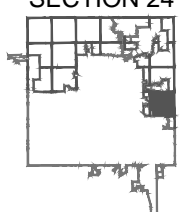


**LEGEND**

-  SECTION LINE
-  CORPORATE LIMITS
-  EDGE OF WATER
-  RAILROAD
-  STATE TRUNKLINE
-  COUNTY PRIMARY
-  COUNTY LOCAL  
MILEAGE REPRESENTED ON  
TOWNSHIP OVERVIEW SHEET
-  COUNTY LOCAL  
MILEAGE REPRESENTED ON  
THIS SHEET

**KALAMAZOO TOWNSHIP  
SECTION 24**



**LOCAL ROAD SYSTEM TOTAL  
FEET 17,534 EQUALS 3.32 MILES**