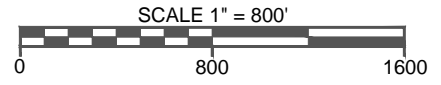
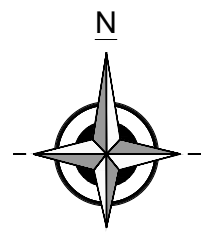
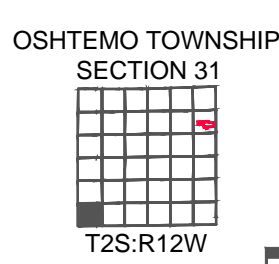


LEGEND

	SECTION LINE
	CORPORATE LIMITS
	EDGE OF WATER
	RAILROAD
	STATE TRUNKLINE
	COUNTY PRIMARY
	COUNTY LOCAL
	MILEAGE REPRESENTED ON TOWNSHIP OVERVIEW SHEET
	COUNTY LOCAL
	MILEAGE REPRESENTED ON THIS SHEET



LOCAL ROAD SYSTEM TOTAL
 FEET 1,281 EQUALS 0.24 MILES