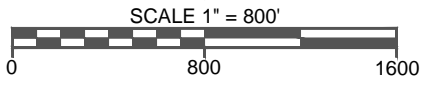
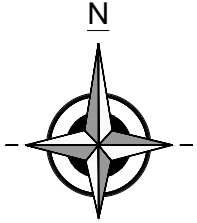
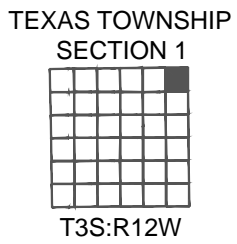


LEGEND

	SECTION LINE
	CORPORATE LIMITS
	EDGE OF WATER
	RAILROAD
	STATE TRUNKLINE
	COUNTY PRIMARY
	COUNTY LOCAL MILEAGE REPRESENTED ON TOWNSHIP OVERVIEW SHEET
	COUNTY LOCAL MILEAGE REPRESENTED ON THIS SHEET



LOCAL ROAD SYSTEM TOTAL
FEET 6,944 EQUALS 1.31 MILES

S:\Engineering\Certification Maps\CountyWide\Texas.dwg, 3/18/2017 12:39:49 PM, djung