




COULD YOUR MAILBOX BE A LETHAL WEAPON?


Mailboxes of unapproved materials and/or mailbox supports that are so strong or massive that they do not yield when hit have annually caused fatalities and injuries in the State of Michigan. Some of these accidents have resulted in lawsuits against the owners.

We're concerned about this problem and hope that by increasing awareness, we can work together to improve traffic safety in Kalamazoo County.

CONNECT WITH US



WWW.KALAMAZOOCOUNTYROADS.COM
4400 SOUTH 26TH STREET
KALAMAZOO, MI, 49048
PHONE: (269) 381-3171
FAX: (269) 381-1760



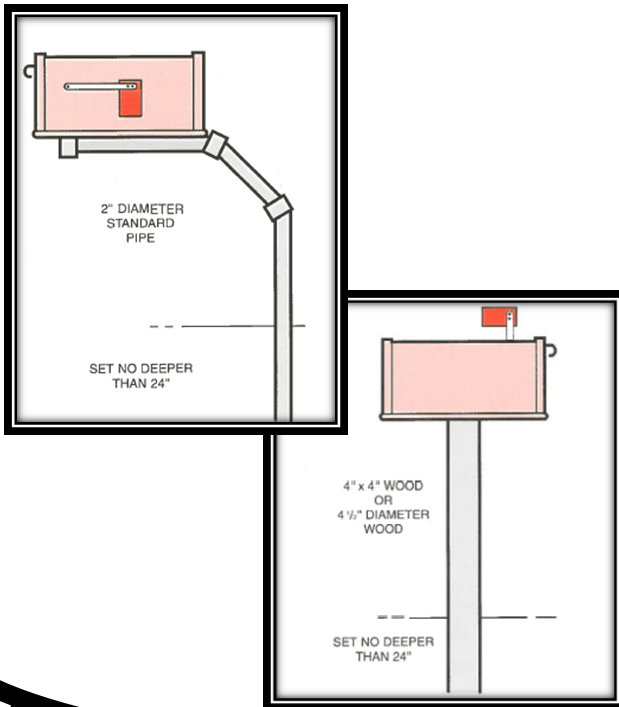
GUIDELINES FOR MAILBOXES AND SUPPORTS

Structure and Location



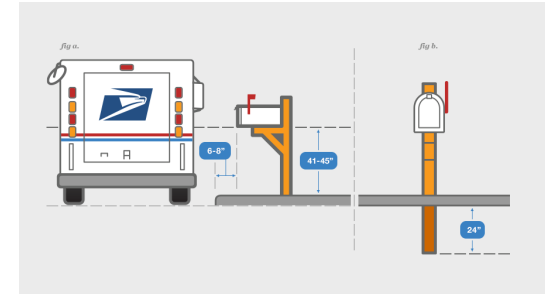
MAINTENANCE

Mailbox owners are encouraged to regularly inspect and perform routine maintenance on their mailbox. Mailboxes should withstand wet heavy snow and slush coming off from a plow.



MAILBOX AND MAILBOX SUPPORT CHECKLIST

- Mailbox is in the direction of the carrier's route of travel, except on one-way streets.
- Mailbox height is between 41 inches and 45 inches above the road surface.
- Mailbox face is between 8 inches and 12 inches from the outside edge of the road shoulder or 6 inches to 8 inches from the curb.
- Mailbox near an intersection is no closer than 100 feet from the intersecting road.
- Mailbox is of light steel, aluminum or plastic construction that meets U.S. Postal Service requirements.
- No more than two mailboxes are mounted on a single support structure.
- Mailbox post is a single 4-inch x 4-inch wood post, a 4 1/2-inch diameter wood post or a 2-inch diameter standard strength steel or aluminum pipe.
- Mailbox post is not set in concrete.
- Mailbox post is embedded no more than two feet into the ground.
- Mailbox post is not fitted with an anchor plate.
- Mailbox is attached to the post well enough to prevent separation if either box or post is struck by a vehicle.
- Minimum spacing between the centers of groups support posts in three-fourths the portion of the posts; height that is above the ground.



If your mailbox location or structure is not in compliance with the regulations cited in the checklist, make adjustments now. Don't let your mailbox or post be an accident waiting to happen. If you have questions call your local post office or visit the RCKC website.

The RCKC is authorized to remove mailboxes or posts that do not meet requirements and are, therefore, hazardous to the public. The owners will be notified between 24 hours and 30 days to conform to standards, depending upon the degree of hazard. If unacceptable installations are not removed within the specified time, the RCKC will handle removal at the owners' expense, as provided for by Act 368, Public Acts of 1925, as amended.