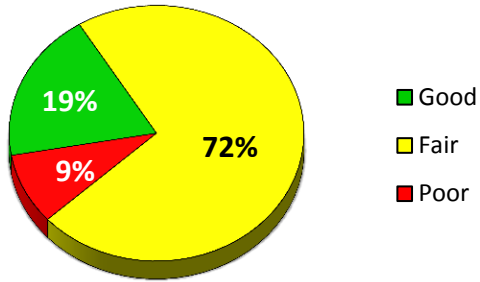
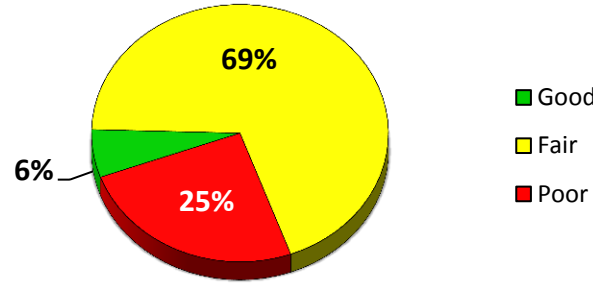


2018 Charleston Township Surface Rating Summary

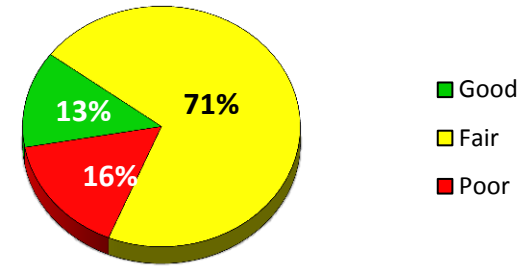
Primary Roads



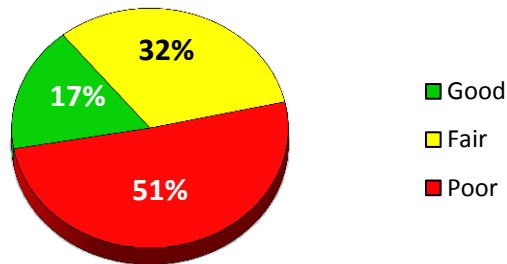
Local Roads



Primary & Local Roads



Gravel Roads



*Good (rating ≥ 8), Fair (rating = 7, 6, 5) & Poor (rating ≤ 4)

Paved Roads rated using the Pavement Surface Evaluation and Rating (PASER). Gravel Roads rated using Inventory Based Rating (IBR).

CHARLESTON TOWNSHIP PASER RATING MILEAGE

	10	9	8	7	6	5	4	3	2	1	NR	Total
Local	0.000	0.000	1.193	4.178	5.911	2.743	0.300	0.000	2.532	1.786	0.000	18.643
Primary	0.000	1.625	2.735	8.348	5.283	3.319	1.329	0.421	0.321	0.000	0.000	23.381
Miles	0.000	1.625	3.928	12.526	11.194	6.062	1.629	0.421	2.853	1.786	0.000	42.024

	10	9	8	7	6	5	4	3	2	1	NR	Total
Local	0.000	0.000	1.193	4.178	5.911	2.743	0.300	0.000	2.532	1.786	0.000	18.643
	10	≥9	≥8	≥7	≥6	≥5	≥4	≥3	≥2	≥1		
Actual	0%	0%	6%	22%	32%	15%	2%	0%	14%	10%	0%	
Cumm.	0%	0%	6%	29%	61%	75%	77%	77%	90%	100%	100%	
					Good 6%	Fair 69%	Poor 25%					

	10	9	8	7	6	5	4	3	2	1	NR	Total
Primary	0.000	1.625	2.735	8.348	5.283	3.319	1.329	0.421	0.321	0.000	0.000	23.381
	10	≥9	≥8	≥7	≥6	≥5	≥4	≥3	≥2	≥1		
Actual	0%	7%	12%	36%	23%	14%	6%	2%	1%	0%	0%	
Cumm.	0%	7%	19%	54%	77%	91%	97%	99%	100%	100%	100%	
					Good 19%	Fair 72%	Poor 9%					

	10	9	8	7	6	5	4	3	2	1	NR	Total
Total	0.000	1.625	3.928	12.526	11.194	6.062	1.629	0.421	2.853	1.786	0.000	42.024
	10	≥9	≥8	≥7	≥6	≥5	≥4	≥3	≥2	≥1		
Actual	0%	4%	9%	30%	27%	14%	4%	1%	7%	4%	0%	
Cumm.	0%	4%	13%	43%	70%	84%	88%	89%	96%	100%	100%	
					Good 13%	Fair 71%	Poor 16%	*Good (PASER rating ≥8), Fair (PASER rating = 7, 6, 5) & Poor (PASER rating ≤4)				

CHARLESTON TOWNSHIP INVENTORY BASED RATING MILEAGE

	10	9	8	7	6	5	4	3	2	1	NR	Total
	0	0	2.51	0	1.038	3.753	7.07	0	0	0.45	0	14.821
	0%	0%	17%	0%	7%	25%	48%	0%	0%	3%	0%	
					Good 17%	Fair 32%	Poor 51%					