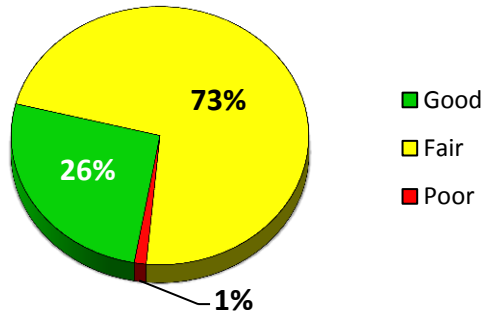
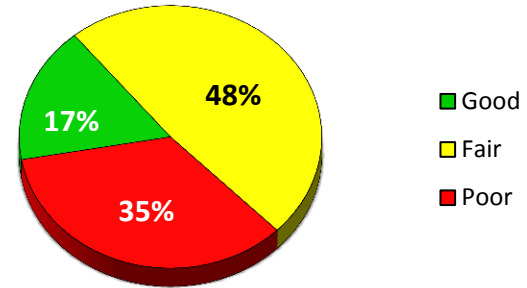


2018 Pavilion Township Surface Rating Summary

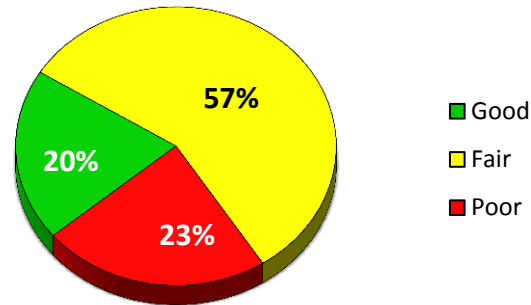
Primary Roads



Local Roads



Primary & Local Roads



*Good (rating ≥ 8), Fair (rating = 7, 6, 5) & Poor (rating ≤ 4)

Paved Roads rated using the Pavement Surface Evaluation and Rating (PASER). Gravel Roads rated using Inventory Based Rating (IBR).

PAVILION TOWNSHIP PASER RATING MILEAGE

	10	9	8	7	6	5	4	3	2	1	NR	Total
Local	0.000	0.504	7.527	7.405	9.595	6.264	7.104	2.451	4.469	2.501	0.000	47.820
Primary	0.000	0.000	7.033	11.291	7.850	0.331	0.272	0.221	0.000	0.000	0.000	26.998
Miles	0.000	0.504	14.560	18.696	17.445	6.595	7.376	2.672	4.469	2.501	0.000	74.818

	10	9	8	7	6	5	4	3	2	1	NR	
Local	0.000	0.504	7.527	7.405	9.595	6.264	7.104	2.451	4.469	2.501	0.000	47.820
	10	≥9	≥8	≥7	≥6	≥5	≥4	≥3	≥2	≥1		
Actual	0%	1%	16%	15%	20%	13%	15%	5%	9%	5%	0%	
Cumm.	0%	1%	17%	32%	52%	65%	80%	85%	95%	100%	100%	
					Good 17%	Fair 49%	Poor 35%					

	10	9	8	7	6	5	4	3	2	1	NR	
Primary	0.000	0.000	7.033	11.291	7.850	0.331	0.272	0.221	0.000	0.000	0.000	26.998
	10	≥9	≥8	≥7	≥6	≥5	≥4	≥3	≥2	≥1		
Actual	0%	0%	26%	42%	29%	1%	1%	1%	0%	0%	0%	
Cumm.	0%	0%	26%	68%	97%	98%	99%	100%	100%	100%	100%	
					Good 26%	Fair 72%	Poor 1%					

	10	9	8	7	6	5	4	3	2	1	NR	
Total	0.000	0.504	14.560	18.696	17.445	6.595	7.376	2.672	4.469	2.501	0.000	74.818
	10	≥9	≥8	≥7	≥6	≥5	≥4	≥3	≥2	≥1		
Actual	0%	1%	19%	25%	23%	9%	10%	4%	6%	3%	0%	
Cumm.	0%	1%	20%	45%	68%	77%	87%	91%	97%	100%	100%	
					Good 20%	Fair 57%	Poor 23%	*Good (PASER rating ≥8), Fair (PASER rating = 7, 6, 5) & Poor (PASER rating ≤4)				