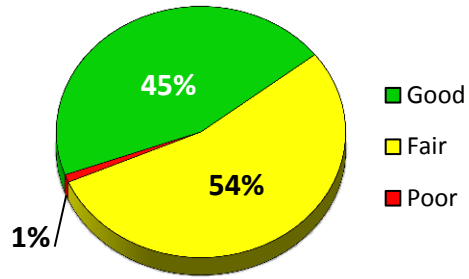
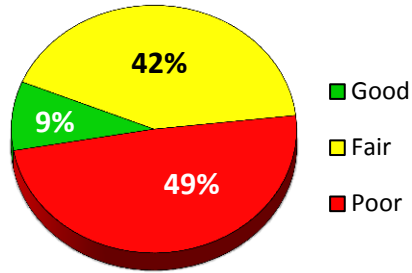


## 2018 Ross Township Surface Rating Summary

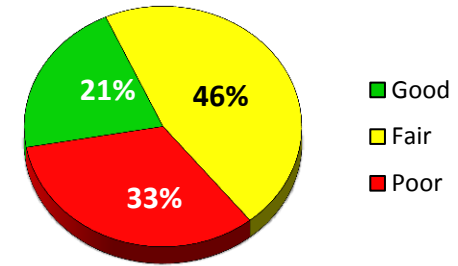
### Primary Roads



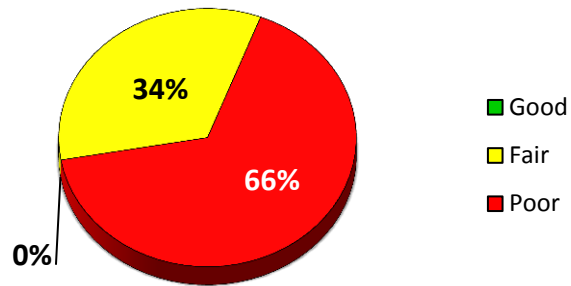
### Local Roads



### Primary & Local Roads



### Gravel Roads



\*Good (rating  $\geq 8$ ), Fair (rating = 7, 6, 5) & Poor (rating  $\leq 4$ )

Paved Roads rated using the Pavement Surface Evaluation and Rating (PASER). Gravel Roads rated using Inventory Based Rating (IBR).

**ROSS TOWNSHIP PASER RATING MILEAGE**

	10	9	8	7	6	5	4	3	2	1	NR	Total
Local	0.000	0.000	4.366	3.470	10.893	5.578	4.768	6.670	2.691	9.418	0.000	47.854
Primary	0.000	0.603	10.601	5.813	3.694	4.031	0.003	0.273	0.049	0.000	0.000	25.067
Miles	0.000	0.603	14.967	9.283	14.587	9.609	4.771	6.943	2.740	9.418	0.000	72.921

	10	9	8	7	6	5	4	3	2	1	NR	Total
Local	0.000	0.000	4.366	3.470	10.893	5.578	4.768	6.670	2.691	9.418	0.000	47.854
Actual	10	≥9	≥8	≥7	≥6	≥5	≥4	≥3	≥2	≥1		
Cumm.	0%	0%	9%	7%	23%	12%	10%	14%	6%	20%	0%	
	0%	0%	9%	16%	39%	51%	61%	75%	80%	100%	100%	
					Good	Fair	Poor					
					9%	42%	49%					

	10	9	8	7	6	5	4	3	2	1	NR	Total
Primary	0.000	0.603	10.601	5.813	3.694	4.031	0.003	0.273	0.049	0.000	0.000	25.067
Actual	10	≥9	≥8	≥7	≥6	≥5	≥4	≥3	≥2	≥1		
Cumm.	0%	2%	42%	23%	15%	16%	0%	1%	0%	0%	0%	
	0%	2%	45%	68%	83%	99%	99%	100%	100%	100%	100%	
					Good	Fair	Poor					
					45%	54%	1%					

	10	9	8	7	6	5	4	3	2	1	NR	Total
Total	0.000	0.603	14.967	9.283	14.587	9.609	4.771	6.943	2.740	9.418	0.000	72.921
Actual	10	≥9	≥8	≥7	≥6	≥5	≥4	≥3	≥2	≥1		
Cumm.	0%	1%	21%	13%	20%	13%	7%	10%	4%	13%	0%	
	0%	1%	21%	34%	54%	67%	74%	83%	87%	100%	100%	
					Good	Fair	Poor	*Good (PASER rating ≥8), Fair (PASER rating = 7, 6, 5) & Poor (PASER rating ≤4)				
					21%	46%	33%					

**ROSS TOWNSHIP INVENTORY BASED RATING MILEAGE**

	10	9	8	7	6	5	4	3	2	1	NR	Total
	0	0	0	0	1.747	0	3.326	0	0	0.127	0	5.2
	0%	0%	0%	0%	34%	0%	64%	0%	0%	2%	0%	
					Good	Fair	Poor					
					0%	34%	66%					