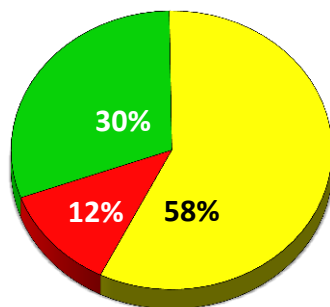


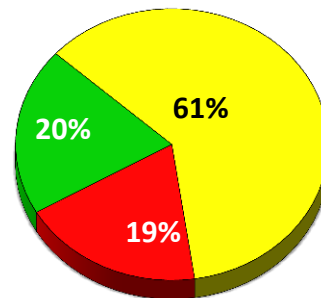
# 2018 Texas Township Surface Rating Summary

## Primary Roads



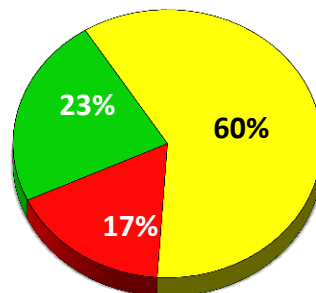
■ Good  
■ Fair  
■ Poor

## Local Roads



■ Good  
■ Fair  
■ Poor

## Primary & Local Roads



■ Good  
■ Fair  
■ Poor

\*Good (rating  $\geq 8$ ), Fair (rating = 7, 6, 5) & Poor (rating  $\leq 4$ )

Paved Roads rated using the Pavement Surface Evaluation and Rating (PASER). Gravel Roads rated using Inventory Based Rating (IBR).

**TEXAS TOWNSHIP PASER RATING MILEAGE**

	<b>10</b>	<b>9</b>	<b>8</b>	<b>7</b>	<b>6</b>	<b>5</b>	<b>4</b>	<b>3</b>	<b>2</b>	<b>1</b>	<b>NR</b>	<b>Total</b>
Local	0.000	2.878	15.415	12.853	27.457	15.554	15.186	1.564	0.116	0.000	0.000	91.023
Primary	0.000	3.808	7.657	4.245	9.182	8.267	4.091	0.529	0.000	0.000	0.107	37.886
Miles	0.000	6.686	23.072	17.098	36.639	23.821	19.277	2.093	0.116	0.000	0.107	128.909

	<b>10</b>	<b>9</b>	<b>8</b>	<b>7</b>	<b>6</b>	<b>5</b>	<b>4</b>	<b>3</b>	<b>2</b>	<b>1</b>	<b>NR</b>	
Local	0.000	2.878	15.415	12.853	27.457	15.554	15.186	1.564	0.116	0.000	0.000	91.023
	10	≥9	≥8	≥7	≥6	≥5	≥4	≥3	≥2	≥1		
Actual	0%	3%	17%	14%	30%	17%	17%	2%	0%	0%	0%	
Cumm.	0%	3%	20%	34%	64%	81%	98%	100%	100%	100%	100%	
					Good 20%	Fair 61%	Poor 19%					

	<b>10</b>	<b>9</b>	<b>8</b>	<b>7</b>	<b>6</b>	<b>5</b>	<b>4</b>	<b>3</b>	<b>2</b>	<b>1</b>	<b>NR</b>	
Primary	0.000	3.808	7.657	4.245	9.182	8.267	4.091	0.529	0.000	0.000	0.107	37.886
	10	≥9	≥8	≥7	≥6	≥5	≥4	≥3	≥2	≥1		
Actual	0%	10%	20%	11%	24%	22%	11%	1%	0%	0%	0%	
Cumm.	0%	10%	30%	41%	66%	88%	98%	100%	100%	100%	100%	
					Good 30%	Fair 57%	Poor 12%					

	<b>10</b>	<b>9</b>	<b>8</b>	<b>7</b>	<b>6</b>	<b>5</b>	<b>4</b>	<b>3</b>	<b>2</b>	<b>1</b>	<b>NR</b>	
Total	0.000	6.686	23.072	17.098	36.639	23.821	19.277	2.093	0.116	0.000	0.107	128.909
	10	≥9	≥8	≥7	≥6	≥5	≥4	≥3	≥2	≥1		
Actual	0%	5%	18%	13%	28%	18%	15%	2%	0%	0%	0%	
Cumm.	0%	5%	23%	36%	65%	83%	98%	100%	100%	100%	100%	
					Good 23%	Fair 60%	Poor 17%	*Good (PASER rating ≥8), Fair (PASER rating = 7, 6, 5) & Poor (PASER rating ≤4)				