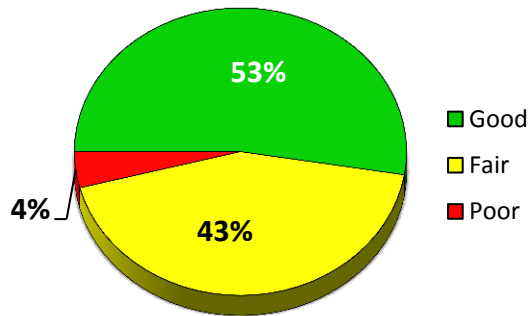
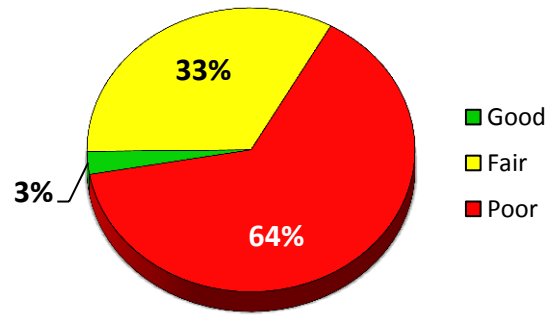


2018 Wakeshma Township Surface Rating Summary

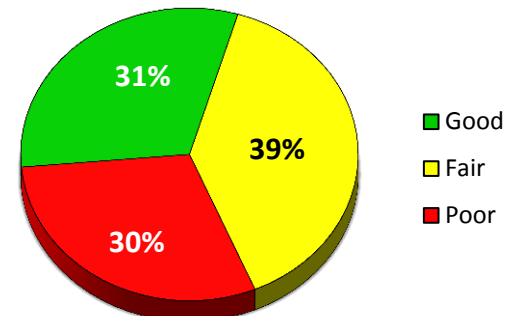
Primary Roads



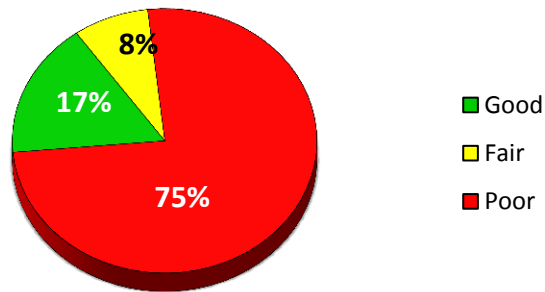
Local Roads



Primary & Local Roads



Gravel Roads



*Good (rating ≥ 8), Fair (rating = 7, 6, 5) & Poor (rating ≤ 4)

Paved Roads rated using the Pavement Surface Evaluation and Rating (PASER). Gravel Roads rated using Inventory Based Rating (IBR).

WAKESHMA TOWNSHIP PASER RATING MILEAGE

	10	9	8	7	6	5	4	3	2	1	NR	Total
Local	0.000	0.000	0.499	1.325	3.037	2.009	1.004	0.005	2.650	8.618	0.000	19.147
Primary	0.000	2.006	11.270	2.005	8.442	0.503	1.008	0.016	0.000	0.000	0.000	25.250
Miles	0.000	2.006	11.769	3.330	11.479	2.512	2.012	0.021	2.650	8.618	0.000	44.397

	10	9	8	7	6	5	4	3	2	1	NR	Total
Local	0.000	0.000	0.499	1.325	3.037	2.009	1.004	0.005	2.650	8.618	0.000	19.147
Actual	10	≥9	≥8	≥7	≥6	≥5	≥4	≥3	≥2	≥1		
Cumm.	0%	0%	3%	7%	16%	10%	5%	0%	14%	45%	0%	
	0%	0%	3%	10%	25%	36%	41%	41%	55%	100%	100%	
					Good	Fair	Poor					
					3%	33%	64%					

	10	9	8	7	6	5	4	3	2	1	NR	Total
Primary	0.000	2.006	11.270	2.005	8.442	0.503	1.008	0.016	0.000	0.000	0.000	25.250
Actual	10	≥9	≥8	≥7	≥6	≥5	≥4	≥3	≥2	≥1		
Cumm.	0%	8%	45%	8%	33%	2%	4%	0%	0%	0%	0%	
	0%	8%	53%	61%	94%	96%	100%	100%	100%	100%	100%	
					Good	Fair	Poor					
					53%	43%	4%					

	10	9	8	7	6	5	4	3	2	1	NR	Total
Total	0.000	2.006	11.769	3.330	11.479	2.512	2.012	0.021	2.650	8.618	0.000	44.397
Actual	10	≥9	≥8	≥7	≥6	≥5	≥4	≥3	≥2	≥1		
Cumm.	0%	5%	27%	8%	26%	6%	5%	0%	6%	19%	0%	
	0%	5%	31%	39%	64%	70%	75%	75%	81%	100%	100%	
					Good	Fair	Poor	*Good (PASER rating ≥8), Fair (PASER rating = 7, 6, 5) & Poor (PASER rating ≤4)				
					31%	39%	30%					

WAKESHMA TOWNSHIP INVENTORY BASED RATING MILEAGE

	10	9	8	7	6	5	4	3	2	1	NR	Total
	0	2.491	2.127	0	1.278	0.97	19.795	0	0	1.257	0	27.918
	0%	9%	8%	0%	5%	3%	71%	0%	0%	5%	0%	
					Good	Fair	Poor					
					17%	8%	75%					