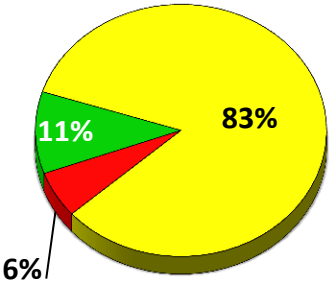


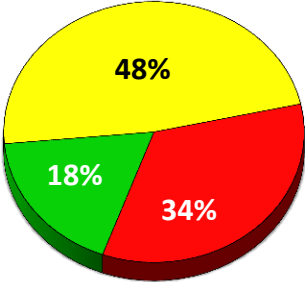
2019 Alamo Township Surface Rating Summary

Primary Roads



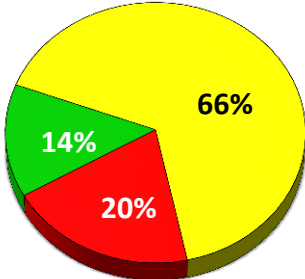
- Good
- Fair
- Poor

Local Roads



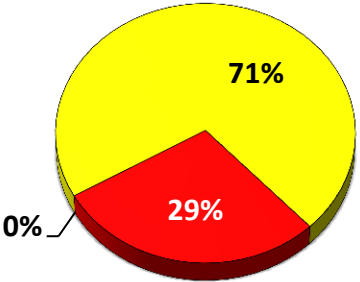
- Good
- Fair
- Poor

Local & Primary Roads



- Good
- Fair
- Poor

Gravel Roads



- Good
- Fair
- Poor

*Good (rating ≥8), Fair (rating = 7, 6, 5) & Poor (rating ≤4)

Paved Roads rated using the Pavement Surface Evaluation and Rating (PASER). Gravel Roads rated using Inventory Based Rating (IBR).

ALAMO TOWNSHIP PASER RATING MILEAGE

	10	9	8	7	6	5	4	3	2	1	NR	Total
Local	0.000	1.107	4.782	7.811	3.937	3.928	1.408	2.915	3.317	3.518	0.000	32.723
Primary	0.000	2.963	0.000	14.184	1.619	10.378	0.823	1.022	0.000	0.000	0.000	30.989
Miles	0.000	4.070	4.782	21.995	5.556	14.306	2.231	3.937	3.317	3.518	0.000	63.712

	10	9	8	7	6	5	4	3	2	1	NR	Total
Local	0.000	1.107	4.782	7.811	3.937	3.928	1.408	2.915	3.317	3.518	0.000	32.723
	10	≥9	≥8	≥7	≥6	≥5	≥4	≥3	≥2	≥1		
Actual	0%	3%	15%	24%	12%	12%	4%	9%	10%	11%	0%	
Cumm.	0%	3%	18%	42%	54%	66%	70%	79%	89%	100%	100%	
					Good 18%	Fair 48%	Poor 34%					

	10	9	8	7	6	5	4	3	2	1	NR	Total
Primary	0.000	2.963	0.000	14.184	1.619	10.378	0.823	1.022	0.000	0.000	0.000	30.989
	10	≥9	≥8	≥7	≥6	≥5	≥4	≥3	≥2	≥1		
Actual	0%	10%	0%	46%	5%	33%	3%	3%	0%	0%	0%	
Cumm.	0%	10%	10%	55%	61%	94%	97%	100%	100%	100%	100%	
					Good 11%	Fair 84%	Poor 6%					

	10	9	8	7	6	5	4	3	2	1	NR	Total
Total	0.000	4.070	4.782	21.995	5.556	14.306	2.231	3.937	3.317	3.518	0.000	63.712
	10	≥9	≥8	≥7	≥6	≥5	≥4	≥3	≥2	≥1		
Actual	0%	6%	8%	35%	9%	22%	4%	6%	5%	6%	0%	
Cumm.	0%	6%	14%	48%	57%	80%	83%	89%	94%	100%	100%	
					Good 14%	Fair 66%	Poor 20%	*Good (PASER rating ≥8), Fair (PASER rating = 7, 6, 5) & Poor (PASER rating ≤4)				

ALAMO TOWNSHIP INVENTORY BASED RATING MILEAGE

	10	9	8	7	6	5	4	3	2	1	NR	Total
	0.000	0.000	0.000	1.185	1.645	0.500	0.987	0.000	0.000	0.000	0.352	4.669
	0%	0%	0%	25%	35%	11%	21%	0%	0%	0%	8%	
					Good 0%	Fair 71%	Poor 29%					