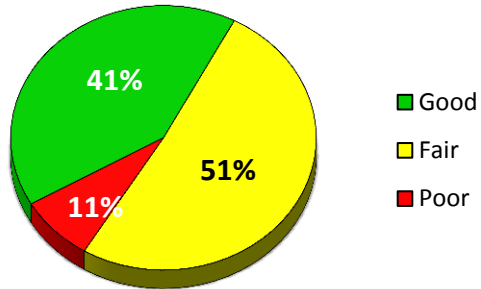
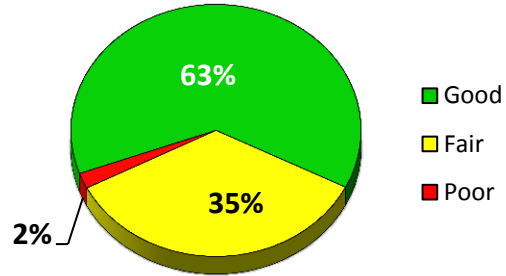


2019 Kalamazoo Township Surface Rating Summary

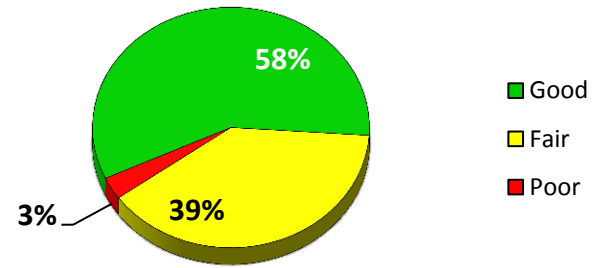
Primary Roads



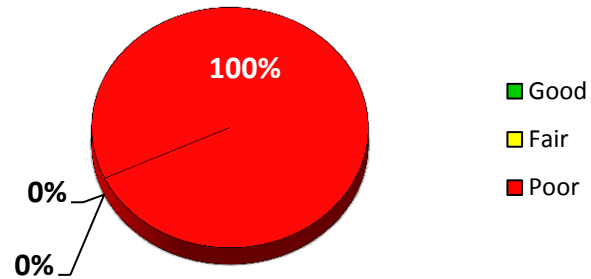
Local Roads



Primary & Local Roads



Gravel Roads



*Good (rating ≥ 8), Fair (rating = 7, 6, 5) & Poor (rating ≤ 4)

Paved Roads rated using the Pavement Surface Evaluation and Rating (PASER). Gravel Roads rated using Inventory Based Rating (IBR).

KALAMAZOO TOWNSHIP PASER RATING MILEAGE

	10	9	8	7	6	5	4	3	2	1	NR	Total
Local	0.000	3.625	44.338	16.319	6.978	3.766	1.342	0.000	0.040	0.000	0.000	76.408
Primary	0.000	3.662	6.351	5.432	2.674	4.198	1.938	0.048	0.010	0.000	0.000	24.313
Miles	0.000	7.287	50.689	21.751	9.652	7.964	3.280	0.048	0.050	0.000	0.000	100.721

	10	9	8	7	6	5	4	3	2	1	NR	Total
Local	0.000	3.625	44.338	16.319	6.978	3.766	1.342	0.000	0.040	0.000	0.000	76.408
	10	≥9	≥8	≥7	≥6	≥5	≥4	≥3	≥2	≥1		
Actual	0%	5%	58%	21%	9%	5%	2%	0%	0%	0%	0%	
Cumm.	0%	5%	63%	84%	93%	98%	100%	100%	100%	100%	100%	
					Good	Fair	Poor					
					63%	35%	2%					

	10	9	8	7	6	5	4	3	2	1	NR	Total
Primary	0.000	3.662	6.351	5.432	2.674	4.198	1.938	0.048	0.010	0.000	0.000	24.313
	10	≥9	≥8	≥7	≥6	≥5	≥4	≥3	≥2	≥1		
Actual	0%	15%	26%	22%	11%	17%	8%	0%	0%	0%	0%	
Cumm.	0%	15%	41%	64%	75%	92%	100%	100%	100%	100%	100%	
					Good	Fair	Poor					
					41%	51%	8%					

	10	9	8	7	6	5	4	3	2	1	NR	Total
Total	0.000	7.287	50.689	21.751	9.652	7.964	3.280	0.048	0.050	0.000	0.000	100.721
	10	≥9	≥8	≥7	≥6	≥5	≥4	≥3	≥2	≥1		
Actual	0%	7%	50%	22%	10%	8%	3%	0%	0%	0%	0%	
Cumm.	0%	7%	58%	79%	89%	97%	100%	100%	100%	100%	100%	
					Good	Fair	Poor	*Good (PASER rating ≥8), Fair (PASER rating = 7, 6, 5) & Poor (PASER rating ≤4)				
					58%	39%	3%					

KALAMAZOO TOWNSHIP INVENTORY BASED RATING MILEAGE

	10	9	8	7	6	5	4	3	2	1	NR	Total
	0	0	0	0	0	0	0.347	0	0	0	0	0.347
	0%	0%	0%	0%	0%	0%	100%	0%	0%	0%	0%	
					Good	Fair	Poor					
					0%	0%	100%					