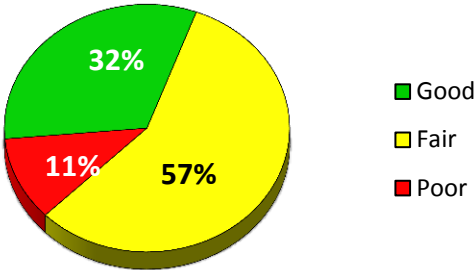
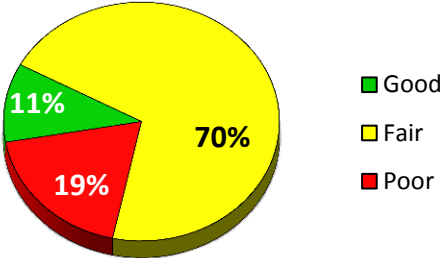


2019 Oshtemo Township Surface Rating Summary

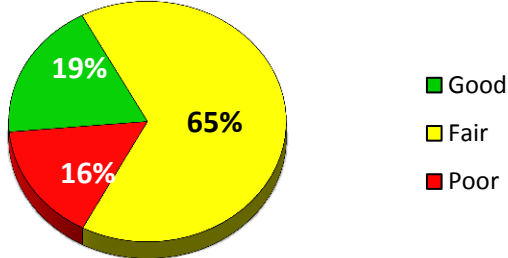
Primary Roads



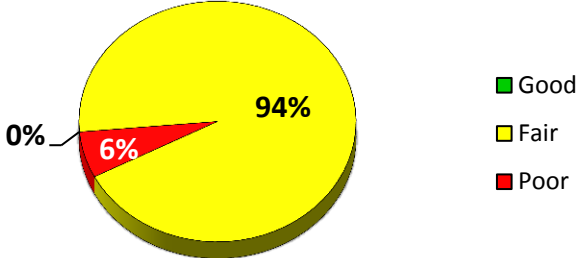
Local Roads



Primary & Local Roads



Gravel Roads



*Good (rating ≥8), Fair (rating = 7, 6, 5) & Poor (rating ≤4)

Paved Roads rated using the Pavement Surface Evaluation and Rating (PASER). Gravel Roads rated using Inventory Based Rating (IBR).

OSHTEMO TOWNSHIP PASER RATING MILEAGE

	10	9	8	7	6	5	4	3	2	1	NR	Total
Local	0.000	1.920	5.933	14.488	25.666	11.433	3.659	3.851	4.400	1.638	0.000	72.988
Primary	0.000	6.267	7.641	6.510	10.900	7.393	0.591	2.665	1.467	0.000	0.000	43.434
Miles	0.000	8.187	13.574	20.998	36.566	18.826	4.250	6.516	5.867	1.638	0.000	116.422

	10	9	8	7	6	5	4	3	2	1	NR	Total
Local	0.000	1.920	5.933	14.488	25.666	11.433	3.659	3.851	4.400	1.638	0.000	72.988
	10	≥9	≥8	≥7	≥6	≥5	≥4	≥3	≥2	≥1		
Actual	0%	3%	8%	20%	35%	16%	5%	5%	6%	2%	0%	
Cumm.	0%	3%	11%	31%	66%	81%	86%	92%	98%	100%	100%	
					Good	Fair	Poor					
					11%	71%	19%					

	10	9	8	7	6	5	4	3	2	1	NR	Total
Primary	0.000	6.267	7.641	6.510	10.900	7.393	0.591	2.665	1.467	0.000	0.000	43.434
	10	≥9	≥8	≥7	≥6	≥5	≥4	≥3	≥2	≥1		
Actual	0%	14%	18%	15%	25%	17%	1%	6%	3%	0%	0%	
Cumm.	0%	14%	32%	47%	72%	89%	90%	97%	100%	100%	100%	
					Good	Fair	Poor					
					32%	57%	11%					

	10	9	8	7	6	5	4	3	2	1	NR	Total
Total	0.000	8.187	13.574	20.998	36.566	18.826	4.250	6.516	5.867	1.638	0.000	116.422
	10	≥9	≥8	≥7	≥6	≥5	≥4	≥3	≥2	≥1		
Actual	0%	7%	12%	18%	31%	16%	4%	6%	5%	1%	0%	
Cumm.	0%	7%	19%	37%	68%	84%	88%	94%	99%	100%	100%	
					Good	Fair	Poor	*Good (PASER rating ≥8), Fair (PASER rating = 7, 6, 5) & Poor (PASER rating ≤4)				
					19%	66%	16%					

OSHTEMO TOWNSHIP INVENTORY BASED RATING MILEAGE

	10	9	8	7	6	5	4	3	2	1	NR	Total
	0	0	0	0	0.506	0.551	0	0	0	0.07	0	1.127
	0%	0%	0%	0%	45%	49%	0%	0%	0%	6%	0%	
					Good	Fair	Poor					
					0%	94%	6%					