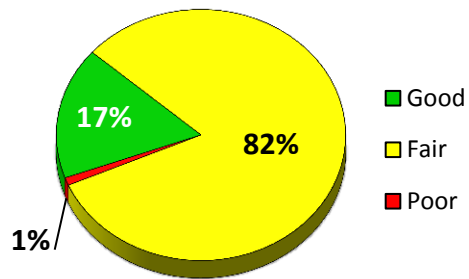
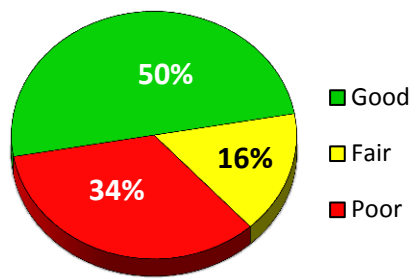


## 2019 Ross Township Surface Rating Summary

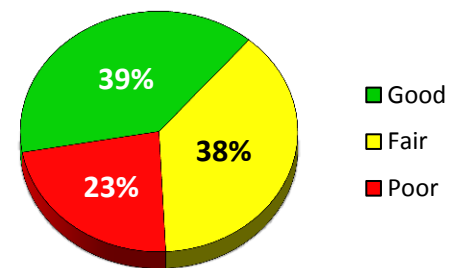
### Primary Roads



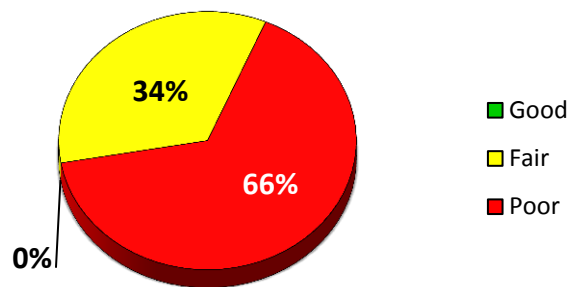
### Local Roads



### Primary & Local Roads



### Gravel Roads



\*Good (rating ≥8), Fair (rating = 7, 6, 5) & Poor (rating ≤4)

Paved Roads rated using the Pavement Surface Evaluation and Rating (PASER). Gravel Roads rated using Inventory Based Rating (IBR).

**ROSS TOWNSHIP PASER RATING MILEAGE**

	10	9	8	7	6	5	4	3	2	1	NR	Total
Local	0.000	14.738	9.152	3.135	3.944	0.439	3.074	2.598	3.411	7.363	0.000	47.854
Primary	0.000	0.603	3.709	13.998	3.535	2.985	0.188	0.000	0.049	0.000	0.000	25.067
Miles	0.000	15.341	12.861	17.133	7.479	3.424	3.262	2.598	3.460	7.363	0.000	72.921

	10	9	8	7	6	5	4	3	2	1	NR	Total
Local	0.000	14.738	9.152	3.135	3.944	0.439	3.074	2.598	3.411	7.363	0.000	47.854
	10	≥9	≥8	≥7	≥6	≥5	≥4	≥3	≥2	≥1		
Actual	0%	31%	19%	7%	8%	1%	6%	5%	7%	15%	0%	
Cumm.	0%	31%	50%	56%	65%	66%	72%	77%	85%	100%	100%	
					Good	Fair	Poor					
					50%	16%	34%					

	10	9	8	7	6	5	4	3	2	1	NR	Total
Primary	0.000	0.603	3.709	13.998	3.535	2.985	0.188	0.000	0.049	0.000	0.000	25.067
	10	≥9	≥8	≥7	≥6	≥5	≥4	≥3	≥2	≥1		
Actual	0%	2%	15%	56%	14%	12%	1%	0%	0%	0%	0%	
Cumm.	0%	2%	17%	73%	87%	99%	100%	100%	100%	100%	100%	
					Good	Fair	Poor					
					17%	82%	1%					

	10	9	8	7	6	5	4	3	2	1	NR	Total
Total	0.000	15.341	12.861	17.133	7.479	3.424	3.262	2.598	3.460	7.363	0.000	72.921
	10	≥9	≥8	≥7	≥6	≥5	≥4	≥3	≥2	≥1		
Actual	0%	21%	18%	23%	10%	5%	4%	4%	5%	10%	0%	
Cumm.	0%	21%	39%	62%	72%	77%	82%	85%	90%	100%	100%	
					Good	Fair	Poor	*Good (PASER rating ≥8), Fair (PASER rating = 7, 6, 5) & Poor (PASER rating ≤4)				
					39%	38%	23%					

**ROSS TOWNSHIP INVENTORY BASED RATING MILEAGE**

	10	9	8	7	6	5	4	3	2	1	NR	Total
	0	0	0	0	1.747	0	3.119	0	0	0.127	0.119	5.112
	0%	0%	0%	0%	34%	0%	61%	0%	0%	2%	2%	
					Good	Fair	Poor					
					0%	34%	66%					