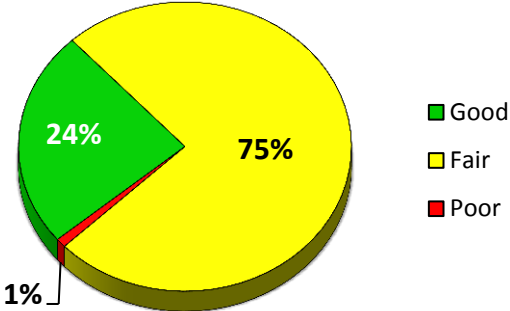
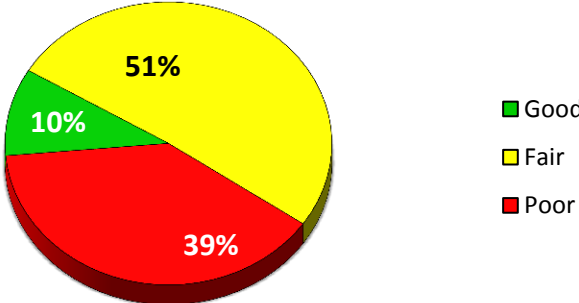


2019 Schoolcraft Township Surface Rating Summary

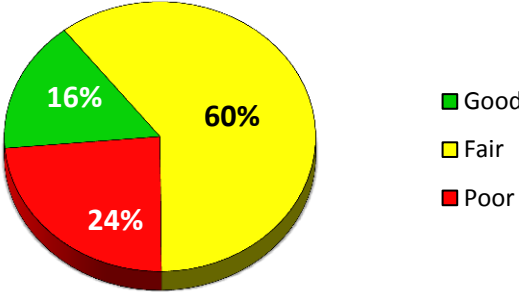
Primary Roads



Local Roads



Primary & Local Roads



*Good (rating ≥8), Fair (rating = 7, 6, 5) & Poor (rating ≤4)

Paved Roads rated using the Pavement Surface Evaluation and Rating (PASER). Gravel Roads rated using Inventory Based Rating (IBR).

SCHOOLCRAFT TOWNSHIP PASER RATING MILEAGE

	10	9	8	7	6	5	4	3	2	1	NR	Total
Local	0.000	0.000	3.521	5.214	5.651	7.643	4.244	6.872	2.663	0.000	0.546	36.354
Primary	0.000	1.618	4.479	9.026	5.484	4.290	0.323	0.027	0.000	0.000	0.000	25.247
Miles	0.000	1.618	8.000	14.240	11.135	11.933	4.567	6.899	2.663	0.000	0.546	61.601

	10	9	8	7	6	5	4	3	2	1	NR	Total
Local	0.000	0.000	3.521	5.214	5.651	7.643	4.244	6.872	2.663	0.000	0.546	36.354
Actual	10	≥9	≥8	≥7	≥6	≥5	≥4	≥3	≥2	≥1		
Cumm.	0%	0%	10%	14%	16%	21%	12%	19%	7%	0%	2%	
	0%	0%	10%	24%	40%	61%	72%	91%	98%	98%	100%	
					Good	Fair	Poor					
					10%	51%	39%					

	10	9	8	7	6	5	4	3	2	1	NR	Total
Primary	0.000	1.618	4.479	9.026	5.484	4.290	0.323	0.027	0.000	0.000	0.000	25.247
Actual	10	≥9	≥8	≥7	≥6	≥5	≥4	≥3	≥2	≥1		
Cumm.	0%	6%	18%	36%	22%	17%	1%	0%	0%	0%	0%	
	0%	6%	24%	60%	82%	99%	100%	100%	100%	100%	100%	
					Good	Fair	Poor					
					24%	74%	1%					

	10	9	8	7	6	5	4	3	2	1	NR	Total
Total	0.000	1.618	8.000	14.240	11.135	11.933	4.567	6.899	2.663	0.000	0.546	61.601
Actual	10	≥9	≥8	≥7	≥6	≥5	≥4	≥3	≥2	≥1		
Cumm.	0%	3%	13%	23%	18%	19%	7%	11%	4%	0%	1%	
	0%	3%	16%	39%	57%	76%	84%	95%	99%	99%	100%	
					Good	Fair	Poor	*Good (PASER rating ≥8), Fair (PASER rating = 7, 6, 5) & Poor (PASER rating ≤4)				
					16%	61%	24%					