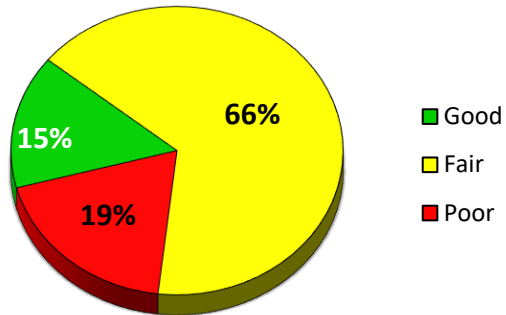
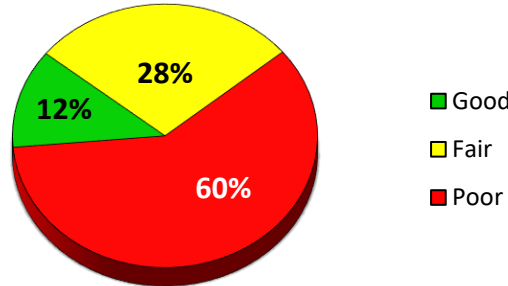


2020 Brady Township Surface Rating Summary

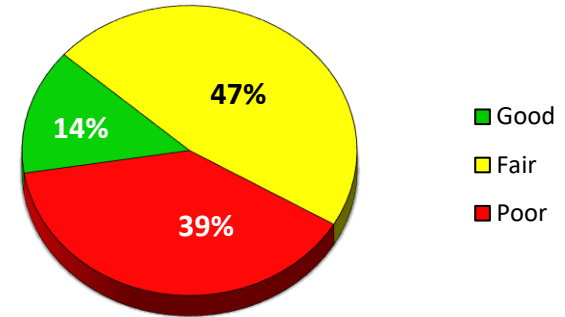
Primary Roads



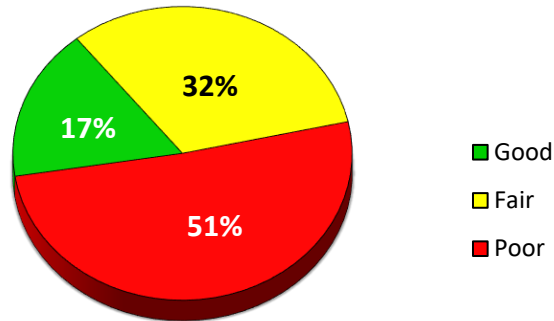
Local Roads



Local & Primary Roads



Gravel Roads



*Good (rating ≥ 8), Fair (rating = 7, 6, 5) & Poor (rating ≤ 4)

Paved Roads rated using the Pavement Surface Evaluation and Rating (PASER). Gravel Roads rated using Inventory Based Rating (IBR).

BRADY TOWNSHIP PASER RATING MILEAGE

	10	9	8	7	6	5	4	3	2	1	NR	Total
Local	0.000	0.971	2.971	2.429	3.022	3.580	6.235	4.317	4.383	4.100	0.000	32.008
Primary	0.000	3.134	1.674	7.286	6.313	7.234	1.266	4.680	0.000	0.000	0.000	31.587
Miles	0.000	4.105	4.645	9.715	9.335	10.814	7.501	8.997	4.383	4.100	0.000	63.595

	10	9	8	7	6	5	4	3	2	1	NR	Total
Local	0.000	0.971	2.971	2.429	3.022	3.580	6.235	4.317	4.383	4.100	0.000	32.008
Actual	10	≥9	≥8	≥7	≥6	≥5	≥4	≥3	≥2	≥1		
Cumm.	0%	3%	9%	8%	9%	11%	19%	13%	14%	13%	0%	
	0%	3%	12%	20%	29%	41%	60%	73%	87%	100%	100%	
					Good 12%	Fair 28%	Poor 59%					

	10	9	8	7	6	5	4	3	2	1	NR	Total
Primary	0.000	3.134	1.674	7.286	6.313	7.234	1.266	4.680	0.000	0.000	0.000	31.587
Actual	10	≥9	≥8	≥7	≥6	≥5	≥4	≥3	≥2	≥1		
Cumm.	0%	10%	5%	23%	20%	23%	4%	15%	0%	0%	0%	
	0%	10%	15%	38%	58%	81%	85%	100%	100%	100%	100%	
					Good 15%	Fair 66%	Poor 19%					

	10	9	8	7	6	5	4	3	2	1	NR	Total
Total	0.000	4.105	4.645	9.715	9.335	10.814	7.501	8.997	4.383	4.100	0.000	63.595
Actual	10	≥9	≥8	≥7	≥6	≥5	≥4	≥3	≥2	≥1		
Cumm.	0%	6%	7%	15%	15%	17%	12%	14%	7%	6%	0%	
	0%	6%	14%	29%	44%	61%	73%	87%	94%	100%	100%	
					Good 14%	Fair 47%	Poor 39%	*Good (PASER rating ≥8), Fair (PASER rating = 7, 6, 5) & Poor (PASER rating ≤4)				

BRADY TOWNSHIP INVENTORY BASED RATING MILEAGE

	10	9	8	7	6	5	4	3	2	1	NR	Total
	0	1.922	0	0.399	1.75	1.546	5.831	0	0	0	0.007	11.455
	0%	17%	0%	3%	15%	13%	51%	0%	0%	0%	0%	
					Good 17%	Fair 32%	Poor 51%					