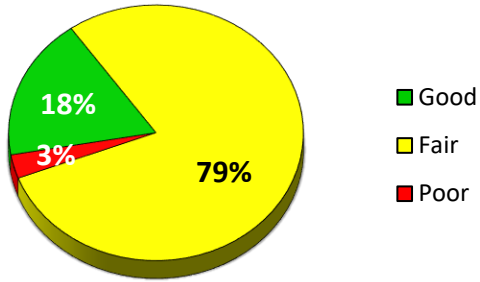
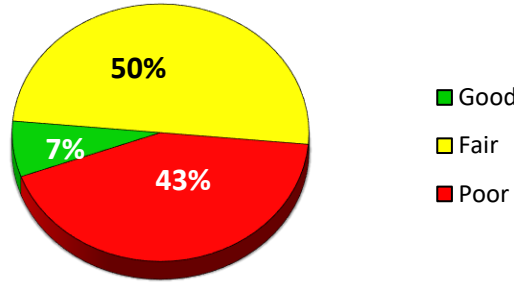


2020 Charleston Township Surface Rating Summary

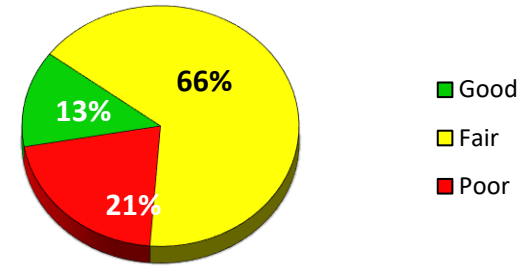
Primary Roads



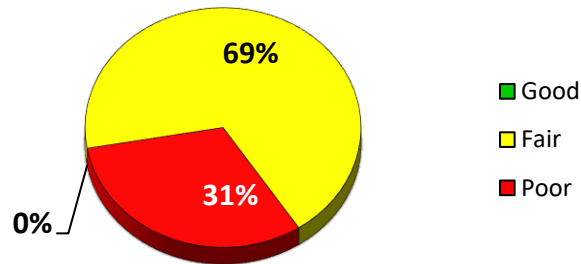
Local Roads



Primary & Local Roads



Gravel Roads



*Good (rating ≥ 8), Fair (rating = 7, 6, 5) & Poor (rating ≤ 4)

Paved Roads rated using the Pavement Surface Evaluation and Rating (PASER). Gravel Roads rated using Inventory Based Rating (IBR).

CHARLESTON TOWNSHIP PASER RATING MILEAGE

	10	9	8	7	6	5	4	3	2	1	NR	Total
Local	0.000	1.002	0.270	2.613	3.035	3.724	4.519	0.164	0.876	2.440	0.000	18.643
Primary	0.000	0.999	3.192	8.134	7.393	2.933	0.409	0.029	0.277	0.015	0.000	23.381
Miles	0.000	2.001	3.462	10.747	10.428	6.657	4.928	0.193	1.153	2.455	0.000	42.024

	10	9	8	7	6	5	4	3	2	1	NR	Total
Local	0.000	1.002	0.270	2.613	3.035	3.724	4.519	0.164	0.876	2.440	0.000	18.643
Actual	10	≥9	≥8	≥7	≥6	≥5	≥4	≥3	≥2	≥1		
Cumm.	0%	5%	1%	14%	16%	20%	24%	1%	5%	13%	0%	
	0%	5%	7%	21%	37%	57%	81%	82%	87%	100%	100%	
					Good 7%	Fair 50%	Poor 43%					

	10	9	8	7	6	5	4	3	2	1	NR	Total
Primary	0.000	0.999	3.192	8.134	7.393	2.933	0.409	0.029	0.277	0.015	0.000	23.381
Actual	10	≥9	≥8	≥7	≥6	≥5	≥4	≥3	≥2	≥1		
Cumm.	0%	4%	14%	35%	32%	13%	2%	0%	1%	0%	0%	
	0%	4%	18%	53%	84%	97%	99%	99%	100%	100%	100%	
					Good 18%	Fair 79%	Poor 3%					

	10	9	8	7	6	5	4	3	2	1	NR	Total
Total	0.000	2.001	3.462	10.747	10.428	6.657	4.928	0.193	1.153	2.455	0.000	42.024
Actual	10	≥9	≥8	≥7	≥6	≥5	≥4	≥3	≥2	≥1		
Cumm.	0%	5%	8%	26%	25%	16%	12%	0%	3%	6%	0%	
	0%	5%	13%	39%	63%	79%	91%	91%	94%	100%	100%	
					Good 13%	Fair 66%	Poor 21%	*Good (PASER rating ≥8), Fair (PASER rating = 7, 6, 5) & Poor (PASER rating ≤4)				

CHARLESTON TOWNSHIP INVENTORY BASED RATING MILEAGE

	10	9	8	7	6	5	4	3	2	1	NR	Total
	0	0	0	0	2.712	0	1.122	0.123	0	0	0	3.957
	0%	0%	0%	0%	69%	0%	28%	3%	0%	0%	0%	
					Good 0%	Fair 69%	Poor 31%					