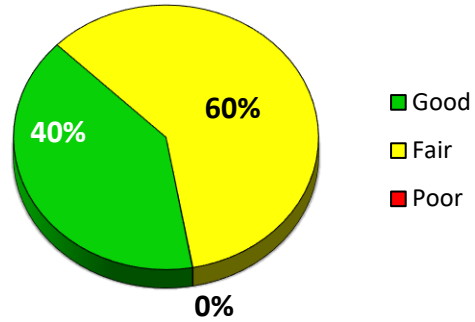
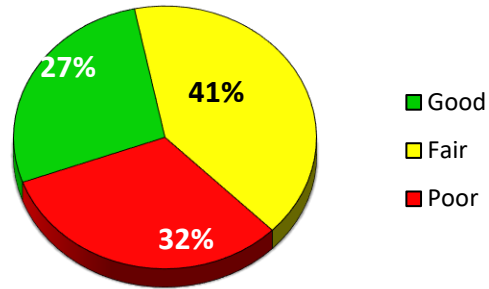


# 2020 Climax Township Surface Rating Summary

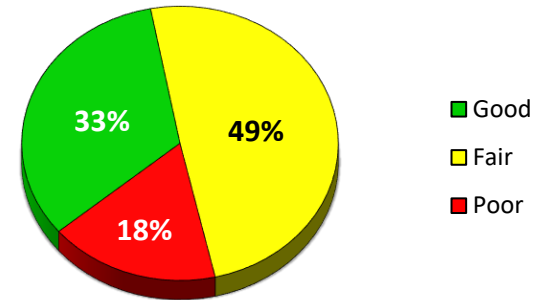
## Primary Roads



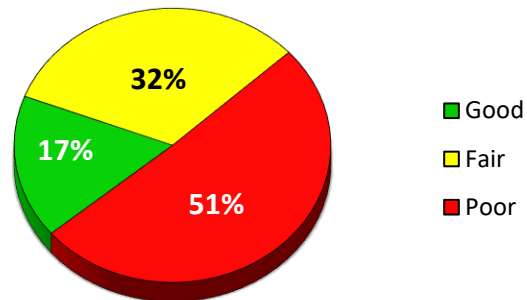
## Local Roads



## Primary & Local Roads



## Gravel Roads



\*Good (rating  $\geq 8$ ), Fair (rating = 7, 6, 5) & Poor (rating  $\leq 4$ )

Paved Roads rated using the Pavement Surface Evaluation and Rating (PASER). Gravel Roads rated using Inventory Based Rating (IBR).

**CLIMAX TOWNSHIP PASER RATING MILEAGE**

	10	9	8	7	6	5	4	3	2	1	NR	Total
Local	0.000	0.607	8.009	2.504	5.246	5.097	8.570	1.513	0.000	0.000	0.000	31.546
Primary	0.000	4.036	6.501	9.200	6.493	0.031	0.014	0.000	0.000	0.000	0.000	26.275
Miles	0.000	4.643	14.510	11.704	11.739	5.128	8.584	1.513	0.000	0.000	0.000	57.821

	10	9	8	7	6	5	4	3	2	1	NR	Total
Local	0.000	0.607	8.009	2.504	5.246	5.097	8.570	1.513	0.000	0.000	0.000	31.546
Actual	10	≥9	≥8	≥7	≥6	≥5	≥4	≥3	≥2	≥1		
Cumm.	0%	2%	25%	8%	17%	16%	27%	5%	0%	0%	0%	
	0%	2%	27%	35%	52%	68%	95%	100%	100%	100%	100%	
					Good	Fair	Poor					
					27%	41%	32%					

	10	9	8	7	6	5	4	3	2	1	NR	Total
Primary	0.000	4.036	6.501	9.200	6.493	0.031	0.014	0.000	0.000	0.000	0.000	26.275
Actual	10	≥9	≥8	≥7	≥6	≥5	≥4	≥3	≥2	≥1		
Cumm.	0%	15%	25%	35%	25%	0%	0%	0%	0%	0%	0%	
	0%	15%	40%	75%	100%	100%	100%	100%	100%	100%	100%	
					Good	Fair	Poor					
					40%	60%	0%					

	10	9	8	7	6	5	4	3	2	1	NR	Total
Total	0.000	4.643	14.510	11.704	11.739	5.128	8.584	1.513	0.000	0.000	0.000	57.821
Actual	10	≥9	≥8	≥7	≥6	≥5	≥4	≥3	≥2	≥1		
Cumm.	0%	8%	25%	20%	20%	9%	15%	3%	0%	0%	0%	
	0%	8%	33%	53%	74%	83%	97%	100%	100%	100%	100%	
					Good	Fair	Poor	*Good (PASER rating ≥8), Fair (PASER rating = 7, 6, 5) & Poor (PASER rating ≤4)				
					33%	49%	17%					

**CLIMAX TOWNSHIP INVENTORY BASED RATING MILEAGE**

	10	9	8	7	6	5	4	3	2	1	NR	Total
	0	0	2.51	0	1.038	3.753	7.07	0	0	0.45	0.004	14.825
	0%	0%	17%	0%	7%	25%	48%	0%	0%	3%	0%	
					Good	Fair	Poor					
					17%	32%	51%					