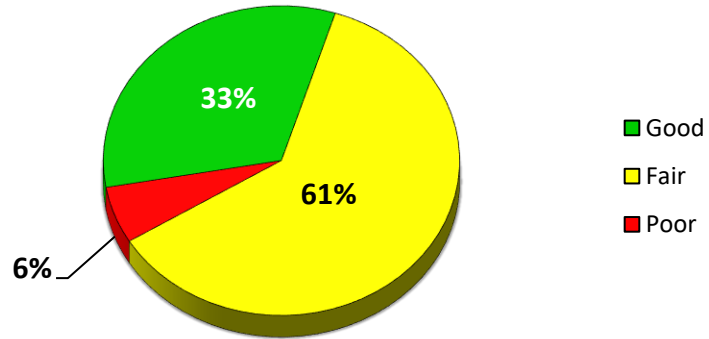
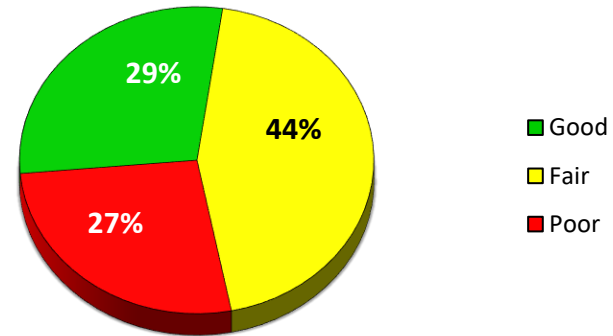


2020 Comstock Township Surface Rating Summary

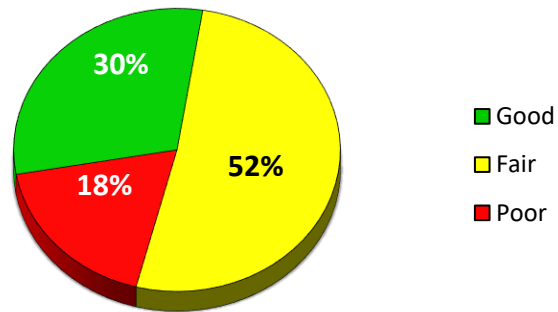
Primary Roads



Local Roads



Primary & Local Roads



*Good (rating ≥ 8), Fair (rating = 7, 6, 5) & Poor (rating ≤ 4)

Paved Roads rated using the Pavement Surface Evaluation and Rating (PASER). Gravel Roads rated using Inventory Based Rating (IBR).

COMSTOCK TOWNSHIP PASER RATING MILEAGE

	10	9	8	7	6	5	4	3	2	1	NR	Total
Local	0.000	2.761	18.636	13.626	13.706	5.881	4.708	5.848	7.007	2.408	0.000	74.581
Primary	0.000	3.594	12.181	21.396	1.759	6.764	2.734	0.014	0.000	0.000	0.000	48.442
Miles	0.000	6.355	30.817	35.022	15.465	12.645	7.442	5.862	7.007	2.408	0.000	123.023

	10	9	8	7	6	5	4	3	2	1	NR	
Local	0.000	2.761	18.636	13.626	13.706	5.881	4.708	5.848	7.007	2.408	0.000	74.581
	10	≥9	≥8	≥7	≥6	≥5	≥4	≥3	≥2	≥1		
Actual	0%	4%	25%	18%	18%	8%	6%	8%	9%	3%	0%	
Cumm.	0%	4%	29%	47%	65%	73%	80%	87%	97%	100%	100%	
					Good 29%	Fair 45%	Poor 27%					

	10	9	8	7	6	5	4	3	2	1	NR	
Primary	0.000	3.594	12.181	21.396	1.759	6.764	2.734	0.014	0.000	0.000	0.000	48.442
	10	≥9	≥8	≥7	≥6	≥5	≥4	≥3	≥2	≥1		
Actual	0%	7%	25%	44%	4%	14%	6%	0%	0%	0%	0%	
Cumm.	0%	7%	33%	77%	80%	94%	100%	100%	100%	100%	100%	
					Good 33%	Fair 62%	Poor 6%					

	10	9	8	7	6	5	4	3	2	1	NR	
Total	0.000	6.355	30.817	35.022	15.465	12.645	7.442	5.862	7.007	2.408	0.000	123.023
	10	≥9	≥8	≥7	≥6	≥5	≥4	≥3	≥2	≥1		
Actual	0%	5%	25%	28%	13%	10%	6%	5%	6%	2%	0%	
Cumm.	0%	5%	30%	59%	71%	82%	88%	92%	98%	100%	100%	
					Good 30%	Fair 51%	Poor 18%	*Good (PASER rating ≥8), Fair (PASER rating = 7, 6, 5) & Poor (PASER rating ≤4)				