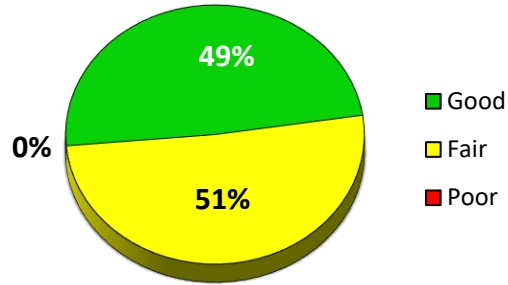
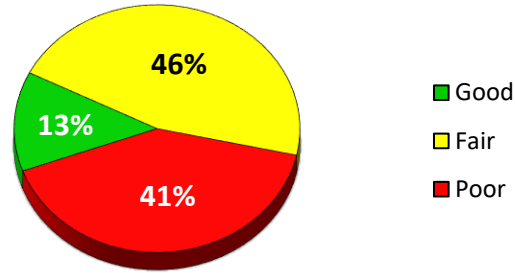


2020 Cooper Township Surface Rating Summary

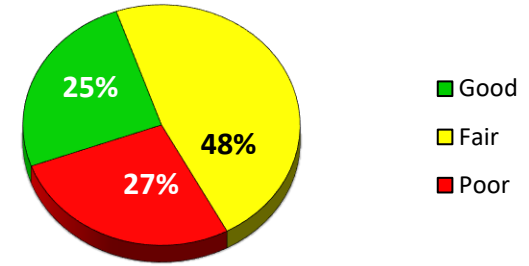
Primary Roads



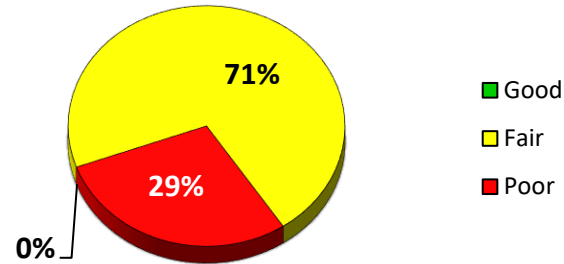
Local Roads



Primary & Local Roads



Gravel Roads



*Good (rating ≥ 8), Fair (rating = 7, 6, 5) & Poor (rating ≤ 4)

Paved Roads rated using the Pavement Surface Evaluation and Rating (PASER). Gravel Roads rated using Inventory Based Rating (IBR).

COOPER TOWNSHIP PASER RATING MILEAGE

	10	9	8	7	6	5	4	3	2	1	NR	Total
Local	0.000	1.409	6.324	7.877	10.890	8.509	11.669	2.302	8.082	2.679	0.000	59.741
Primary	0.000	5.702	9.257	11.725	3.193	0.570	0.000	0.000	0.000	0.000	0.000	30.447
Miles	0.000	7.111	15.581	19.602	14.083	9.079	11.669	2.302	8.082	2.679	0.000	90.188

	10	9	8	7	6	5	4	3	2	1	NR	Total
Local	0.000	1.409	6.324	7.877	10.890	8.509	11.669	2.302	8.082	2.679	0.000	59.741
Actual	10	≥9	≥8	≥7	≥6	≥5	≥4	≥3	≥2	≥1		
Cumm.	0%	2%	11%	13%	18%	14%	20%	4%	14%	4%	0%	
	0%	2%	13%	26%	44%	59%	78%	82%	96%	100%	100%	
					Good	Fair	Poor					
					13%	46%	41%					

	10	9	8	7	6	5	4	3	2	1	NR	Total
Primary	0.000	5.702	9.257	11.725	3.193	0.570	0.000	0.000	0.000	0.000	0.000	30.447
Actual	10	≥9	≥8	≥7	≥6	≥5	≥4	≥3	≥2	≥1		
Cumm.	0%	19%	30%	39%	10%	2%	0%	0%	0%	0%	0%	
	0%	19%	49%	88%	98%	100%	100%	100%	100%	100%	100%	
					Good	Fair	Poor					
					49%	51%	0%					

	10	9	8	7	6	5	4	3	2	1	NR	Total
Total	0.000	7.111	15.581	19.602	14.083	9.079	11.669	2.302	8.082	2.679	0.000	90.188
Actual	10	≥9	≥8	≥7	≥6	≥5	≥4	≥3	≥2	≥1		
Cumm.	0%	8%	17%	22%	16%	10%	13%	3%	9%	3%	0%	
	0%	8%	25%	47%	63%	73%	86%	88%	97%	100%	100%	
					Good	Fair	Poor	*Good (PASER rating ≥8), Fair (PASER rating = 7, 6, 5) & Poor (PASER rating ≤4)				
					25%	47%	27%					

COOPER TOWNSHIP INVENTORY BASED RATING MILEAGE

	10	9	8	7	6	5	4	3	2	1	NR	Total
	0	0	0	0	0	0.5	0.202	0	0	0	0	0.702
	0%	0%	0%	0%	0%	71%	29%	0%	0%	0%	0%	
					Good	Fair	Poor					
					0%	71%	29%					