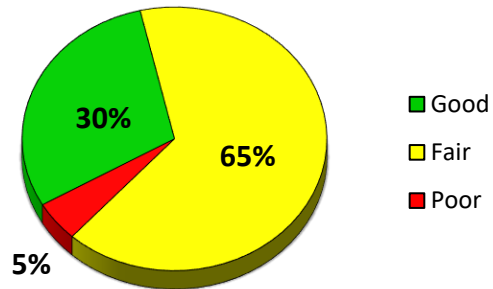
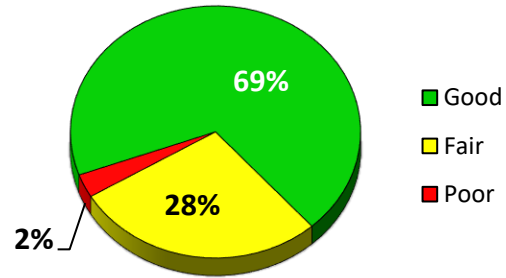


## 2020 Kalamazoo Township Surface Rating Summary

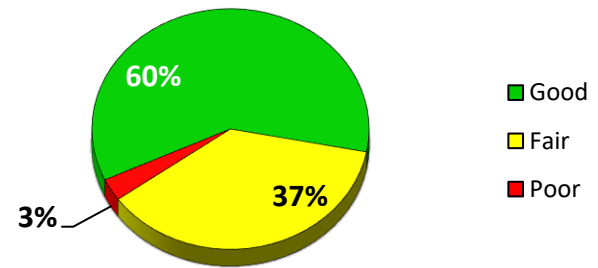
### Primary Roads



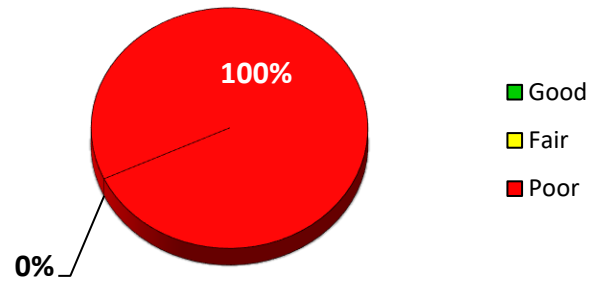
### Local Roads



### Primary & Local Roads



### Gravel Roads



\*Good (rating ≥8), Fair (rating = 7, 6, 5) & Poor (rating ≤4)

Paved Roads rated using the Pavement Surface Evaluation and Rating (PASER). Gravel Roads rated using Inventory Based Rating (IBR).

**KALAMAZOO TOWNSHIP PASER RATING MILEAGE**

	10	9	8	7	6	5	4	3	2	1	NR	Total
Local	0.000	3.554	49.459	6.415	10.020	4.732	2.228	0.000	0.000	0.000	0.000	76.408
Primary	0.000	2.137	5.056	13.392	1.843	0.740	1.120	0.025	0.000	0.000	0.000	24.313
Miles	0.000	5.691	54.515	19.807	11.863	5.472	3.348	0.025	0.000	0.000	0.000	100.721

	10	9	8	7	6	5	4	3	2	1	NR	Total
Local	0.000	3.554	49.459	6.415	10.020	4.732	2.228	0.000	0.000	0.000	0.000	76.408
	10	≥9	≥8	≥7	≥6	≥5	≥4	≥3	≥2	≥1		
Actual	0%	5%	65%	8%	13%	6%	3%	0%	0%	0%	0%	
Cumm.	0%	5%	69%	78%	91%	97%	100%	100%	100%	100%	100%	
					Good	Fair	Poor					
					69%	28%	3%					

	10	9	8	7	6	5	4	3	2	1	NR	Total
Primary	0.000	2.137	5.056	13.392	1.843	0.740	1.120	0.025	0.000	0.000	0.000	24.313
	10	≥9	≥8	≥7	≥6	≥5	≥4	≥3	≥2	≥1		
Actual	0%	9%	21%	55%	8%	3%	5%	0%	0%	0%	0%	
Cumm.	0%	9%	30%	85%	92%	95%	100%	100%	100%	100%	100%	
					Good	Fair	Poor					
					30%	66%	5%					

	10	9	8	7	6	5	4	3	2	1	NR	Total
Total	0.000	5.691	54.515	19.807	11.863	5.472	3.348	0.025	0.000	0.000	0.000	100.721
	10	≥9	≥8	≥7	≥6	≥5	≥4	≥3	≥2	≥1		
Actual	0%	6%	54%	20%	12%	5%	3%	0%	0%	0%	0%	
Cumm.	0%	6%	60%	79%	91%	97%	100%	100%	100%	100%	100%	
					Good	Fair	Poor	*Good (PASER rating ≥8), Fair (PASER rating = 7, 6, 5) & Poor (PASER rating ≤4)				
					60%	37%	3%					

**KALAMAZOO TOWNSHIP INVENTORY BASED RATING MILEAGE**

	10	9	8	7	6	5	4	3	2	1	NR	Total
	0	0	0	0	0	0	0.347	0	0	0	0	0.347
	0%	0%	0%	0%	0%	0%	100%	0%	0%	0%	0%	
					Good	Fair	Poor					
					0%	0%	100%					