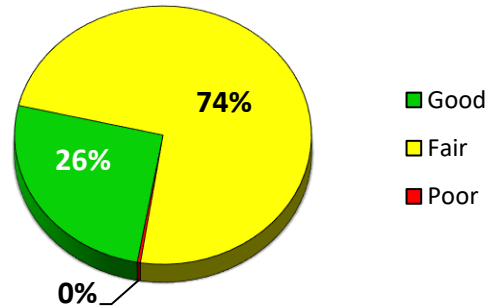
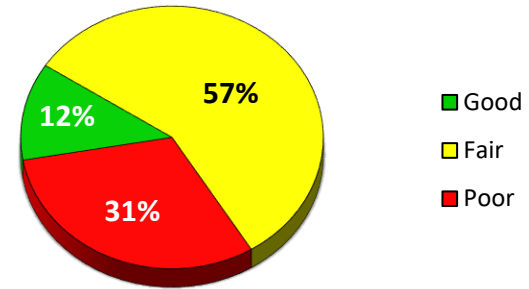


# 2020 Pavilion Township Surface Rating Summary

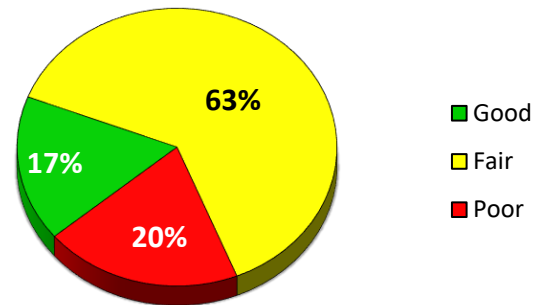
## Primary Roads



## Local Roads



## Primary & Local Roads



\*Good (rating  $\geq 8$ ), Fair (rating = 7, 6, 5) & Poor (rating  $\leq 4$ )

Paved Roads rated using the Pavement Surface Evaluation and Rating (PASER). Gravel Roads rated using Inventory Based Rating (IBR).

**PAVILION TOWNSHIP PASER RATING MILEAGE**

	10	9	8	7	6	5	4	3	2	1	NR	Total
Local	0.000	0.831	4.988	7.764	8.208	11.163	5.814	3.127	3.387	2.538	0.000	47.820
Primary	0.000	6.332	0.607	3.010	12.955	3.999	0.079	0.016	0.000	0.000	0.000	26.998
Miles	0.000	7.163	5.595	10.774	21.163	15.162	5.893	3.143	3.387	2.538	0.000	74.818

	10	9	8	7	6	5	4	3	2	1	NR	
Local	0.000	0.831	4.988	7.764	8.208	11.163	5.814	3.127	3.387	2.538	0.000	47.820
	10	≥9	≥8	≥7	≥6	≥5	≥4	≥3	≥2	≥1		
Actual	0%	2%	10%	16%	17%	23%	12%	7%	7%	5%	0%	
Cumm.	0%	2%	12%	28%	46%	69%	81%	88%	95%	100%	100%	
					Good 12%	Fair 57%	Poor 31%					

	10	9	8	7	6	5	4	3	2	1	NR	
Primary	0.000	6.332	0.607	3.010	12.955	3.999	0.079	0.016	0.000	0.000	0.000	26.998
	10	≥9	≥8	≥7	≥6	≥5	≥4	≥3	≥2	≥1		
Actual	0%	23%	2%	11%	48%	15%	0%	0%	0%	0%	0%	
Cumm.	0%	23%	26%	37%	85%	100%	100%	100%	100%	100%	100%	
					Good 26%	Fair 74%	Poor 0%					

	10	9	8	7	6	5	4	3	2	1	NR	
Total	0.000	7.163	5.595	10.774	21.163	15.162	5.893	3.143	3.387	2.538	0.000	74.818
	10	≥9	≥8	≥7	≥6	≥5	≥4	≥3	≥2	≥1		
Actual	0%	10%	7%	14%	28%	20%	8%	4%	5%	3%	0%	
Cumm.	0%	10%	17%	31%	60%	80%	88%	92%	97%	100%	100%	
					Good 17%	Fair 63%	Poor 20%	*Good (PASER rating ≥8), Fair (PASER rating = 7, 6, 5) & Poor (PASER rating ≤4)				