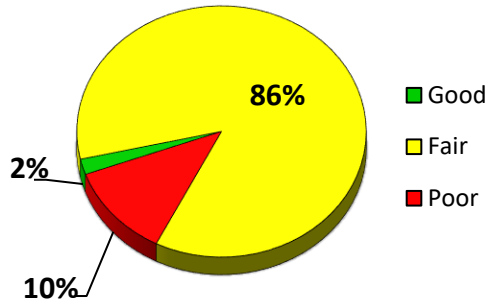
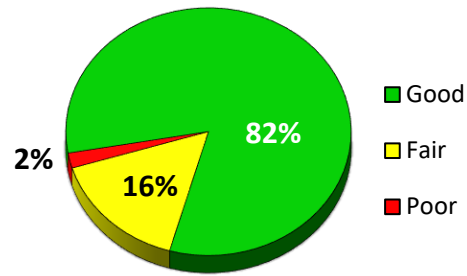


2020 Ross Township Surface Rating Summary

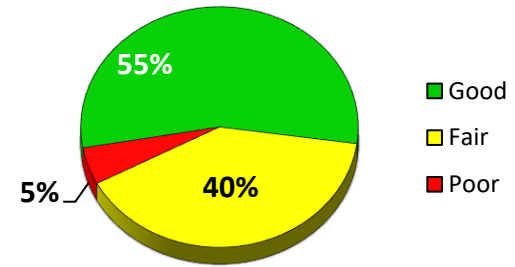
Primary Roads



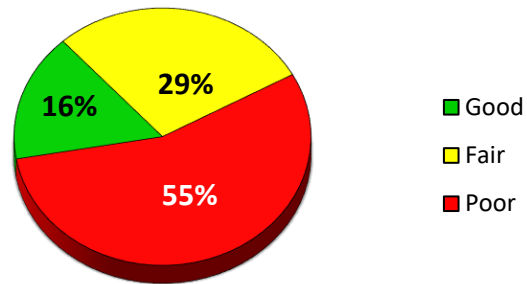
Local Roads



Primary & Local Roads



Gravel Roads



*Good (rating ≥ 8), Fair (rating = 7, 6, 5) & Poor (rating ≤ 4)

Paved Roads rated using the Pavement Surface Evaluation and Rating (PASER). Gravel Roads rated using Inventory Based Rating (IBR).

ROSS TOWNSHIP PASER RATING MILEAGE

	10	9	8	7	6	5	4	3	2	1	NR	Total
Local	0.000	24.828	13.893	2.182	2.019	3.153	0.721	0.000	0.079	0.000	0.000	46.875
Primary	0.000	0.000	0.603	17.341	2.124	2.047	2.900	0.003	0.049	0.000	0.000	25.067
Miles	0.000	24.828	14.496	19.523	4.143	5.200	3.621	0.003	0.128	0.000	0.000	71.942

	10	9	8	7	6	5	4	3	2	1	NR	Total
Local	0.000	24.828	13.893	2.182	2.019	3.153	0.721	0.000	0.079	0.000	0.000	46.875
Actual	10	≥9	≥8	≥7	≥6	≥5	≥4	≥3	≥2	≥1		
Cumm.	0%	53%	83%	87%	92%	98%	100%	100%	100%	100%	100%	
					Good	Fair	Poor					
					83%	16%	2%					

	10	9	8	7	6	5	4	3	2	1	NR	Total
Primary	0.000	0.000	0.603	17.341	2.124	2.047	2.900	0.003	0.049	0.000	0.000	25.067
Actual	10	≥9	≥8	≥7	≥6	≥5	≥4	≥3	≥2	≥1		
Cumm.	0%	0%	2%	69%	8%	8%	12%	0%	0%	0%	0%	
					Good	Fair	Poor					
					2%	86%	12%					

	10	9	8	7	6	5	4	3	2	1	NR	Total
Total	0.000	24.828	14.496	19.523	4.143	5.200	3.621	0.003	0.128	0.000	0.000	71.942
Actual	10	≥9	≥8	≥7	≥6	≥5	≥4	≥3	≥2	≥1		
Cumm.	0%	35%	55%	82%	88%	95%	100%	100%	100%	100%	100%	
					Good	Fair	Poor	*Good (PASER rating ≥8), Fair (PASER rating = 7, 6, 5) & Poor (PASER rating ≤4)				
					55%	40%	5%					

ROSS TOWNSHIP INVENTORY BASED RATING MILEAGE

	10	9	8	7	6	5	4	3	2	1	NR	Total
	0	0.979	0	0	1.747	0	3.119	0	0	0.127	0.119	6.091
	0%	16%	0%	0%	29%	0%	51%	0%	0%	2%	2%	
					Good	Fair	Poor					
					16%	29%	55%					