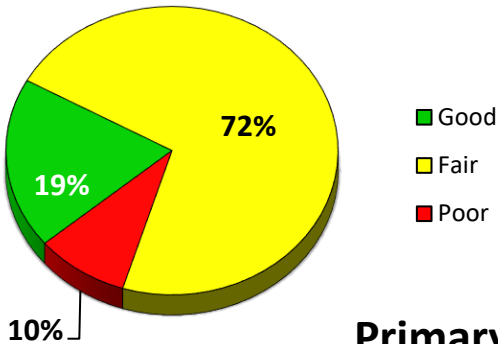
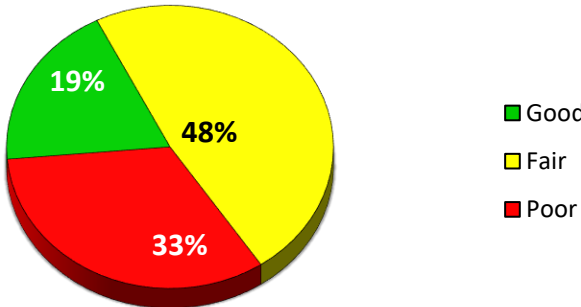


2020 Schoolcraft Township Surface Rating Summary

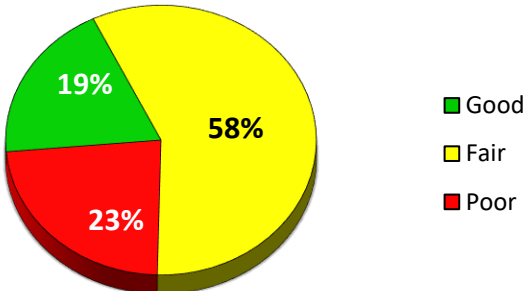
Primary Roads



Local Roads



Primary & Local Roads



*Good (rating ≥8), Fair (rating = 7, 6, 5) & Poor (rating ≤4)

Paved Roads rated using the Pavement Surface Evaluation and Rating (PASER). Gravel Roads rated using Inventory Based Rating (IBR).

SCHOOLCRAFT TOWNSHIP PASER RATING MILEAGE

	10	9	8	7	6	5	4	3	2	1	NR	Total
Local	0.000	0.981	6.008	7.892	7.172	2.286	5.268	2.801	3.946	0.000	0.000	36.354
Primary	0.000	2.751	2.138	13.865	3.120	0.984	2.385	0.004	0.000	0.000	0.000	25.247
Miles	0.000	3.732	8.146	21.757	10.292	3.270	7.653	2.805	3.946	0.000	0.000	61.601

	10	9	8	7	6	5	4	3	2	1	NR	Total
Local	0.000	0.981	6.008	7.892	7.172	2.286	5.268	2.801	3.946	0.000	0.000	36.354
Actual	10	≥9	≥8	≥7	≥6	≥5	≥4	≥3	≥2	≥1		
Cumm.	0%	3%	17%	22%	20%	6%	14%	8%	11%	0%	0%	
	0%	3%	19%	41%	61%	67%	81%	89%	100%	100%	100%	
					Good	Fair	Poor					
					19%	48%	33%					

	10	9	8	7	6	5	4	3	2	1	NR	Total
Primary	0.000	2.751	2.138	13.865	3.120	0.984	2.385	0.004	0.000	0.000	0.000	25.247
Actual	10	≥9	≥8	≥7	≥6	≥5	≥4	≥3	≥2	≥1		
Cumm.	0%	11%	8%	55%	12%	4%	9%	0%	0%	0%	0%	
	0%	11%	19%	74%	87%	91%	100%	100%	100%	100%	100%	
					Good	Fair	Poor					
					19%	71%	9%					

	10	9	8	7	6	5	4	3	2	1	NR	Total
Total	0.000	3.732	8.146	21.757	10.292	3.270	7.653	2.805	3.946	0.000	0.000	61.601
Actual	10	≥9	≥8	≥7	≥6	≥5	≥4	≥3	≥2	≥1		
Cumm.	0%	6%	13%	35%	17%	5%	12%	5%	6%	0%	0%	
	0%	6%	19%	55%	71%	77%	89%	94%	100%	100%	100%	
					Good	Fair	Poor	*Good (PASER rating ≥8), Fair (PASER rating = 7, 6, 5) & Poor (PASER rating ≤4)				
					19%	57%	23%					