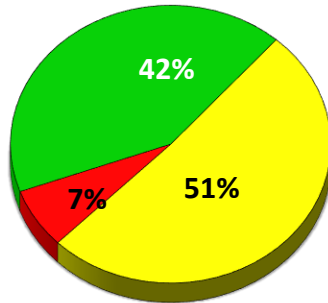


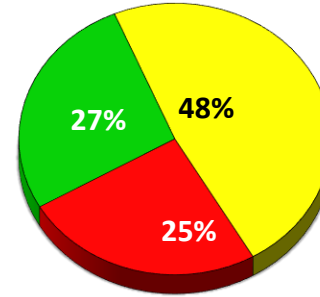
2020 Texas Township Surface Rating Summary

Primary Roads



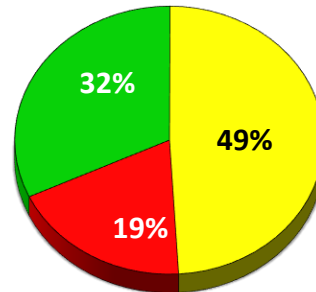
■ Good
■ Fair
■ Poor

Local Roads



■ Good
■ Fair
■ Poor

Primary & Local Roads



■ Good
■ Fair
■ Poor

*Good (rating ≥ 8), Fair (rating = 7, 6, 5) & Poor (rating ≤ 4)

Paved Roads rated using the Pavement Surface Evaluation and Rating (PASER). Gravel Roads rated using Inventory Based Rating (IBR).

TEXAS TOWNSHIP PASER RATING MILEAGE

	10	9	8	7	6	5	4	3	2	1	NR	Total
Local	0.000	8.542	16.373	13.048	17.681	13.013	20.211	2.039	0.116	0.000	0.000	91.023
Primary	0.000	8.330	7.612	10.741	4.731	3.980	2.492	0.000	0.000	0.000	0.000	37.886
Miles	0.000	16.872	23.985	23.789	22.412	16.993	22.703	2.039	0.116	0.000	0.000	128.909

	10	9	8	7	6	5	4	3	2	1	NR	
Local	0.000	8.542	16.373	13.048	17.681	13.013	20.211	2.039	0.116	0.000	0.000	91.023
	10	≥9	≥8	≥7	≥6	≥5	≥4	≥3	≥2	≥1		
Actual	0%	9%	18%	14%	19%	14%	22%	2%	0%	0%	0%	
Cumm.	0%	9%	27%	42%	61%	75%	98%	100%	100%	100%	100%	
					Good	Fair	Poor					
					27%	48%	25%					

	10	9	8	7	6	5	4	3	2	1	NR	
Primary	0.000	8.330	7.612	10.741	4.731	3.980	2.492	0.000	0.000	0.000	0.000	37.886
	10	≥9	≥8	≥7	≥6	≥5	≥4	≥3	≥2	≥1		
Actual	0%	22%	20%	28%	12%	11%	7%	0%	0%	0%	0%	
Cumm.	0%	22%	42%	70%	83%	93%	100%	100%	100%	100%	100%	
					Good	Fair	Poor					
					42%	51%	7%					

	10	9	8	7	6	5	4	3	2	1	NR	
Total	0.000	16.872	23.985	23.789	22.412	16.993	22.703	2.039	0.116	0.000	0.000	128.909
	10	≥9	≥8	≥7	≥6	≥5	≥4	≥3	≥2	≥1		
Actual	0%	13%	19%	18%	17%	13%	18%	2%	0%	0%	0%	
Cumm.	0%	13%	32%	50%	68%	81%	98%	100%	100%	100%	100%	
					Good	Fair	Poor	*Good (PASER rating ≥8), Fair (PASER rating = 7, 6, 5) & Poor (PASER rating ≤4)				
					32%	49%	19%					