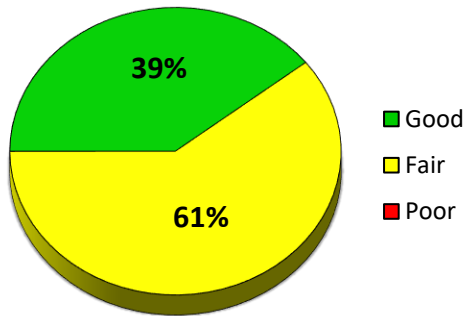
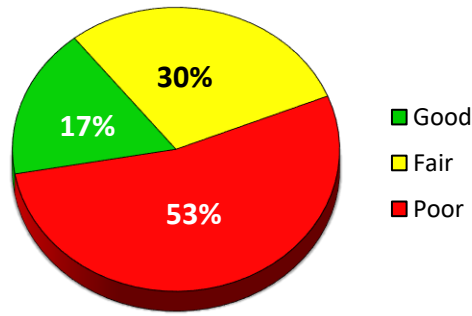


2020 Wakeshma Township Surface Rating Summary

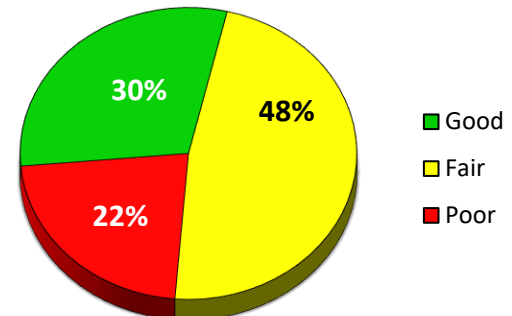
Primary Roads



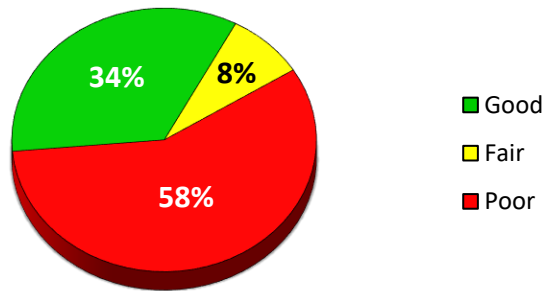
Local Roads



Primary & Local Roads



Gravel Roads



*Good (rating ≥ 8), Fair (rating = 7, 6, 5) & Poor (rating ≤ 4)

Paved Roads rated using the Pavement Surface Evaluation and Rating (PASER). Gravel Roads rated using Inventory Based Rating (IBR).

WAKESHMA TOWNSHIP PASER RATING MILEAGE

	10	9	8	7	6	5	4	3	2	1	NR	Total
Local	0.000	1.003	2.102	0.500	1.002	3.860	0.005	1.511	0.187	7.977	0.000	18.147
Primary	0.000	1.005	8.945	15.155	0.000	0.138	0.003	0.004	0.000	0.000	0.000	25.250
Miles	0.000	2.008	11.047	15.655	1.002	3.998	0.008	1.515	0.187	7.977	0.000	43.397

	10	9	8	7	6	5	4	3	2	1	NR	Total
Local	0.000	1.003	2.102	0.500	1.002	3.860	0.005	1.511	0.187	7.977	0.000	18.147
Actual	10	≥9	≥8	≥7	≥6	≥5	≥4	≥3	≥2	≥1		
Cumm.	0%	6%	12%	3%	6%	21%	0%	8%	1%	44%	0%	
	0%	6%	17%	20%	25%	47%	47%	55%	56%	100%	100%	
					Good	Fair	Poor					
					17%	30%	53%					

	10	9	8	7	6	5	4	3	2	1	NR	Total
Primary	0.000	1.005	8.945	15.155	0.000	0.138	0.003	0.004	0.000	0.000	0.000	25.250
Actual	10	≥9	≥8	≥7	≥6	≥5	≥4	≥3	≥2	≥1		
Cumm.	0%	4%	35%	60%	0%	1%	0%	0%	0%	0%	0%	
	0%	4%	39%	99%	99%	100%	100%	100%	100%	100%	100%	
					Good	Fair	Poor					
					39%	61%	0%					

	10	9	8	7	6	5	4	3	2	1	NR	Total
Total	0.000	2.008	11.047	15.655	1.002	3.998	0.008	1.515	0.187	7.977	0.000	43.397
Actual	10	≥9	≥8	≥7	≥6	≥5	≥4	≥3	≥2	≥1		
Cumm.	0%	5%	25%	36%	2%	9%	0%	3%	0%	18%	0%	
	0%	5%	30%	66%	68%	78%	78%	81%	82%	100%	100%	
					Good	Fair	Poor	*Good (PASER rating ≥8), Fair (PASER rating = 7, 6, 5) & Poor (PASER rating ≤4)				
					30%	48%	22%					

WAKESHMA TOWNSHIP INVENTORY BASED RATING MILEAGE

	10	9	8	7	6	5	4	3	2	1	NR	Total
	0	7.952	2.398	0	1.552	0.97	16.063	0	0	1.257	0.105	30.297
	0%	26%	8%	0%	5%	3%	53%	0%	0%	4%	0%	
					Good	Fair	Poor					
					34%	8%	58%					