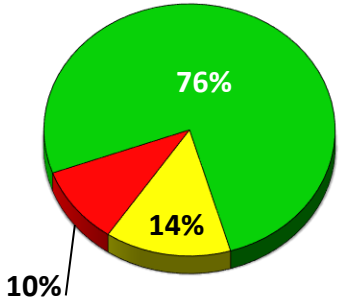


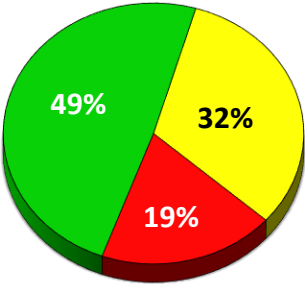
2021 Alamo Township Surface Rating Summary

Primary Roads



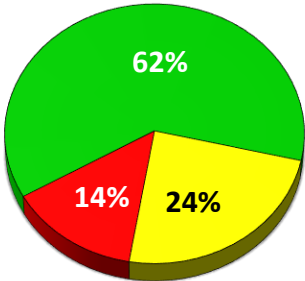
- Good
- Fair
- Poor

Local Roads



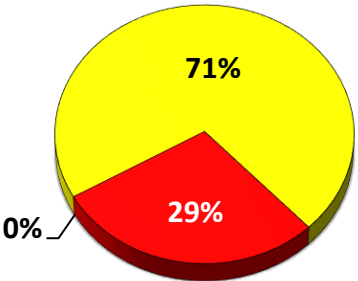
- Good
- Fair
- Poor

Local & Primary Roads



- Good
- Fair
- Poor

Gravel Roads



- Good
- Fair
- Poor

*Good (rating ≥8), Fair (rating = 7, 6, 5) & Poor (rating ≤4)

Paved Roads rated using the Pavement Surface Evaluation and Rating (PASER). Gravel Roads rated using Inventory Based Rating (IBR).

Average Local Road PASER 6.408

ALAMO TOWNSHIP PASER RATING MILEAGE

	10	9	8	7	6	5	4	3	2	1	NR	Total
Local	0.000	1.935	14.131	5.049	4.549	0.979	0.679	1.081	1.393	2.925	0.000	32.721
Primary	0.000	4.976	18.580	3.460	0.927	0.043	1.983	1.020	0.000	0.000	0.000	30.989
Miles	0.000	6.911	32.711	8.509	5.476	1.022	2.662	2.101	1.393	2.925	0.000	63.710

	10	9	8	7	6	5	4	3	2	1	NR	Total
Local	0.000	1.935	14.131	5.049	4.549	0.979	0.679	1.081	1.393	2.925	0.000	32.721
	10	≥9	≥8	≥7	≥6	≥5	≥4	≥3	≥2	≥1		
Actual	0%	6%	43%	15%	14%	3%	2%	3%	4%	9%	0%	
Cumm.	0%	6%	49%	65%	78%	81%	83%	87%	91%	100%	100%	
					Good 49%	Fair 32%	Poor 19%					

	10	9	8	7	6	5	4	3	2	1	NR	Total
Primary	0.000	4.976	18.580	3.460	0.927	0.043	1.983	1.020	0.000	0.000	0.000	30.989
	10	≥9	≥8	≥7	≥6	≥5	≥4	≥3	≥2	≥1		
Actual	0%	16%	60%	11%	3%	0%	6%	3%	0%	0%	0%	
Cumm.	0%	16%	76%	87%	90%	90%	97%	100%	100%	100%	100%	
					Good 76%	Fair 14%	Poor 10%					

	10	9	8	7	6	5	4	3	2	1	NR	Total
Total	0.000	6.911	32.711	8.509	5.476	1.022	2.662	2.101	1.393	2.925	0.000	63.710
	10	≥9	≥8	≥7	≥6	≥5	≥4	≥3	≥2	≥1		
Actual	0%	11%	51%	13%	9%	2%	4%	3%	2%	5%	0%	
Cumm.	0%	11%	62%	76%	84%	86%	90%	93%	95%	100%	100%	
					Good 62%	Fair 24%	Poor 14%	*Good (PASER rating ≥8), Fair (PASER rating = 7, 6, 5) & Poor (PASER rating ≤4)				

ALAMO TOWNSHIP INVENTORY BASED RATING MILEAGE

	10	9	8	7	6	5	4	3	2	1	NR	Total
	0.000	0.000	0.000	1.185	1.645	0.500	0.987	0.000	0.000	0.000	0.352	4.669
	0%	0%	0%	25%	35%	11%	21%	0%	0%	0%	8%	
					Good 0%	Fair 71%	Poor 29%					