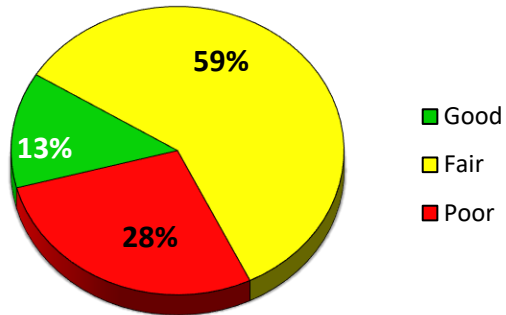
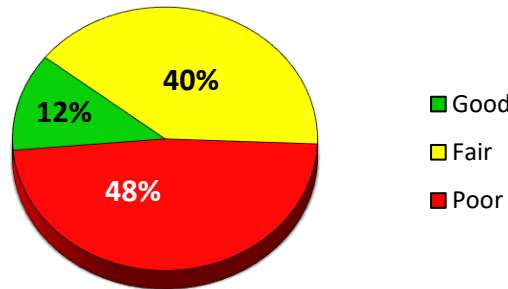


2021 Brady Township Surface Rating Summary

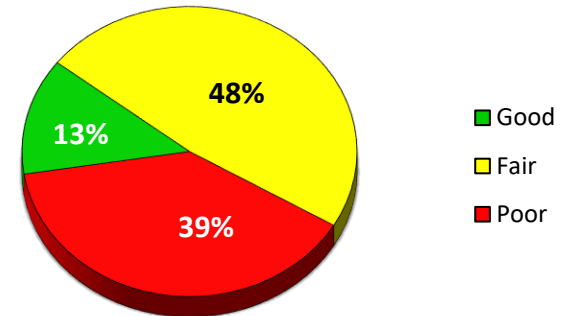
Primary Roads



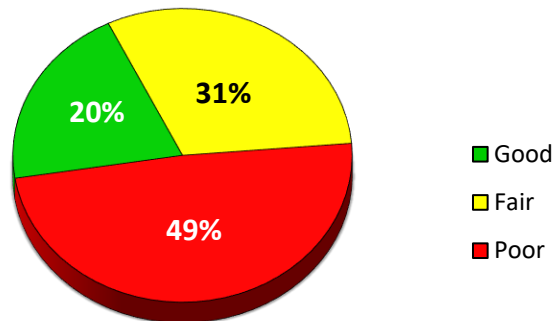
Local Roads



Local & Primary Roads



Gravel Roads



*Good (rating ≥8), Fair (rating = 7, 6, 5) & Poor (rating ≤4)

Paved Roads rated using the Pavement Surface Evaluation and Rating (PASER). Gravel Roads rated using Inventory Based Rating (IBR).

Average Local Road PASER 4.531

BRADY TOWNSHIP PASER RATING MILEAGE

	10	9	8	7	6	5	4	3	2	1	NR	Total
Local	0.000	0.971	3.217	3.886	2.784	6.614	4.875	3.343	3.291	4.604	0.000	33.585
Primary	0.000	3.939	0.000	7.368	3.773	6.130	3.326	3.668	1.302	0.000	0.000	29.506
Miles	0.000	4.910	3.217	11.254	6.557	12.744	8.201	7.011	4.593	4.604	0.000	63.091

	10	9	8	7	6	5	4	3	2	1	NR	Total
Local	0.000	0.971	3.217	3.886	2.784	6.614	4.875	3.343	3.291	4.604	0.000	33.585
Actual	10	≥9	≥8	≥7	≥6	≥5	≥4	≥3	≥2	≥1		
Cumm.	0%	3%	10%	12%	8%	20%	15%	10%	10%	14%	0%	
	0%	3%	12%	24%	32%	52%	67%	76%	86%	100%	100%	
					Good 12%	Fair 40%	Poor 48%					

	10	9	8	7	6	5	4	3	2	1	NR	Total
Primary	0.000	3.939	0.000	7.368	3.773	6.130	3.326	3.668	1.302	0.000	0.000	29.506
Actual	10	≥9	≥8	≥7	≥6	≥5	≥4	≥3	≥2	≥1		
Cumm.	0%	13%	0%	25%	13%	21%	11%	12%	4%	0%	0%	
	0%	13%	13%	38%	51%	72%	83%	96%	100%	100%	100%	
					Good 13%	Fair 59%	Poor 28%					

	10	9	8	7	6	5	4	3	2	1	NR	Total
Total	0.000	4.910	3.217	11.254	6.557	12.744	8.201	7.011	4.593	4.604	0.000	63.091
Actual	10	≥9	≥8	≥7	≥6	≥5	≥4	≥3	≥2	≥1		
Cumm.	0%	8%	5%	18%	10%	20%	13%	11%	7%	7%	0%	
	0%	8%	13%	31%	41%	61%	74%	85%	93%	100%	100%	
					Good 13%	Fair 48%	Poor 39%	*Good (PASER rating ≥8), Fair (PASER rating = 7, 6, 5) & Poor (PASER rating ≤4)				

BRADY TOWNSHIP INVENTORY BASED RATING MILEAGE

	10	9	8	7	6	5	4	3	2	1	NR	Total
	0	2.426	0	0.399	1.75	1.546	5.829	0	0	0	0.007	11.957
	0%	20%	0%	3%	15%	13%	49%	0%	0%	0%	0%	
					Good 20%	Fair 31%	Poor 49%					