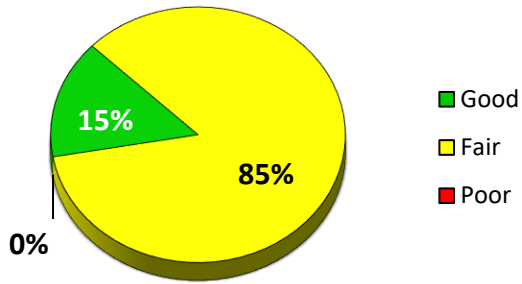
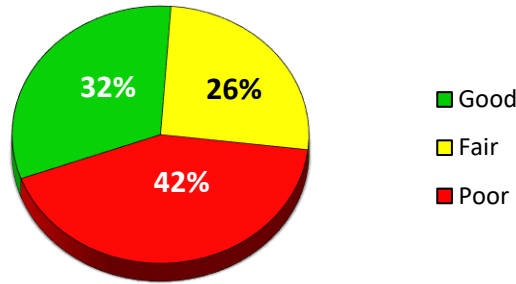


2021 Charleston Township Surface Rating Summary

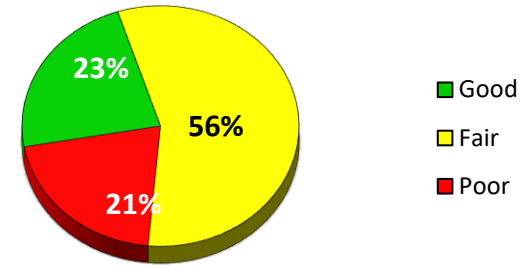
Primary Roads



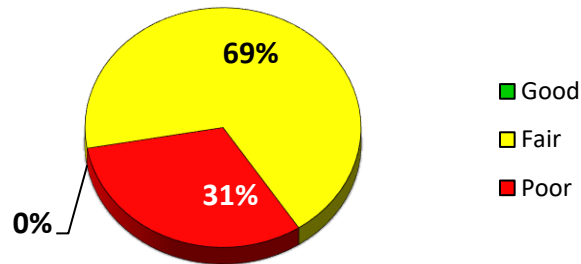
Local Roads



Local & Primary Roads



Gravel Roads



*Good (rating ≥8), Fair (rating = 7, 6, 5) & Poor (rating ≤4)

Paved Roads rated using the Pavement Surface Evaluation and Rating (PASER). Gravel Roads rated using Inventory Based Rating (IBR).

Average Local Road PASER 5.424

CHARLESTON TOWNSHIP PASER RATING MILEAGE

	10	9	8	7	6	5	4	3	2	1	NR	Total
Local	0.000	1.247	5.072	0.992	3.112	1.005	5.214	0.162	0.955	2.116	0.000	19.875
Primary	0.000	0.499	2.582	4.937	13.188	0.000	0.000	0.000	0.000	0.000	0.000	21.206
Miles	0.000	1.746	7.654	5.929	16.300	1.005	5.214	0.162	0.955	2.116	0.000	41.081

	10	9	8	7	6	5	4	3	2	1	NR	Total
Local	0.000	1.247	5.072	0.992	3.112	1.005	5.214	0.162	0.955	2.116	0.000	19.875
Actual	10	≥9	≥8	≥7	≥6	≥5	≥4	≥3	≥2	≥1		
Cumm.	0%	6%	26%	5%	16%	5%	26%	1%	5%	11%	0%	
	0%	6%	32%	37%	52%	57%	84%	85%	89%	100%	100%	
					Good	Fair	Poor					
					32%	26%	43%					

	10	9	8	7	6	5	4	3	2	1	NR	Total
Primary	0.000	0.499	2.582	4.937	13.188	0.000	0.000	0.000	0.000	0.000	0.000	21.206
Actual	10	≥9	≥8	≥7	≥6	≥5	≥4	≥3	≥2	≥1		
Cumm.	0%	2%	12%	23%	62%	0%	0%	0%	0%	0%	0%	
	0%	2%	15%	38%	100%	100%	100%	100%	100%	100%	100%	
					Good	Fair	Poor					
					15%	85%	0%					

	10	9	8	7	6	5	4	3	2	1	NR	Total
Total	0.000	1.746	7.654	5.929	16.300	1.005	5.214	0.162	0.955	2.116	0.000	41.081
Actual	10	≥9	≥8	≥7	≥6	≥5	≥4	≥3	≥2	≥1		
Cumm.	0%	4%	19%	14%	40%	2%	13%	0%	2%	5%	0%	
	0%	4%	23%	37%	77%	79%	92%	93%	95%	100%	100%	
					Good	Fair	Poor	*Good (PASER rating ≥8), Fair (PASER rating = 7, 6, 5) & Poor (PASER rating ≤4)				
					23%	57%	21%					

CHARLESTON TOWNSHIP INVENTORY BASED RATING MILEAGE

	10	9	8	7	6	5	4	3	2	1	NR	Total
	0	0	0	0	2.712	0	1.122	0.123	0	0	0	3.957
	0%	0%	0%	0%	69%	0%	28%	3%	0%	0%	0%	
					Good	Fair	Poor					
					0%	69%	31%					