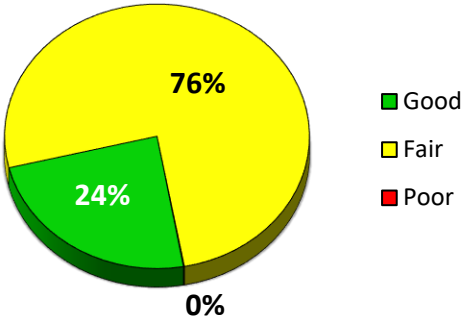
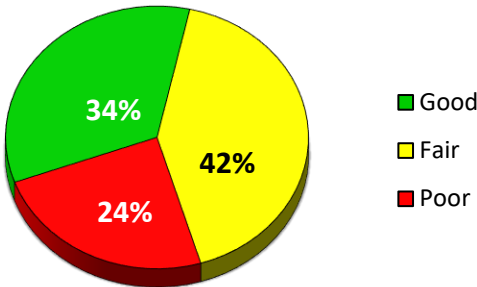


2021 Climax Township Surface Rating Summary

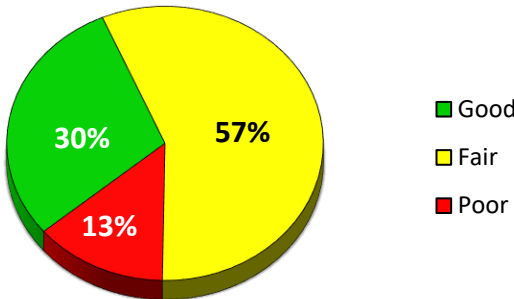
Primary Roads



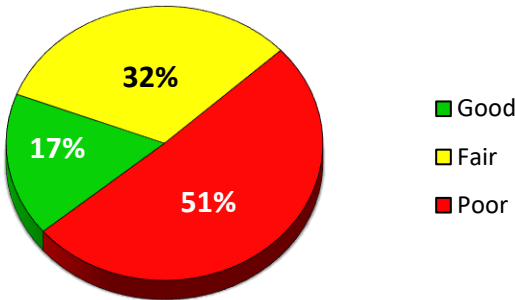
Local Roads



Local & Primary Roads



Gravel Roads



*Good (rating ≥8), Fair (rating = 7, 6, 5) & Poor (rating ≤4)

Paved Roads rated using the Pavement Surface Evaluation and Rating (PASER). Gravel Roads rated using Inventory Based Rating (IBR).

Average Local Road PASER 6.297

CLIMAX TOWNSHIP PASER RATING MILEAGE

	10	9	8	7	6	5	4	3	2	1	NR	Total
Local	0.000	0.000	11.087	6.806	4.996	1.828	6.092	1.762	0.000	0.000	0.000	32.571
Primary	0.000	3.009	3.036	13.159	6.003	0.016	0.024	0.000	0.000	0.000	0.000	25.247
Miles	0.000	3.009	14.123	19.965	10.999	1.844	6.116	1.762	0.000	0.000	0.000	57.818

	10	9	8	7	6	5	4	3	2	1	NR	Total
Local	0.000	0.000	11.087	6.806	4.996	1.828	6.092	1.762	0.000	0.000	0.000	32.571
Actual	10	≥9	≥8	≥7	≥6	≥5	≥4	≥3	≥2	≥1		
Cumm.	0%	0%	34%	21%	15%	6%	19%	5%	0%	0%	0%	
	0%	0%	34%	55%	70%	76%	95%	100%	100%	100%	100%	
					Good	Fair	Poor					
					34%	42%	24%					

	10	9	8	7	6	5	4	3	2	1	NR	Total
Primary	0.000	3.009	3.036	13.159	6.003	0.016	0.024	0.000	0.000	0.000	0.000	25.247
Actual	10	≥9	≥8	≥7	≥6	≥5	≥4	≥3	≥2	≥1		
Cumm.	0%	12%	12%	52%	24%	0%	0%	0%	0%	0%	0%	
	0%	12%	24%	76%	100%	100%	100%	100%	100%	100%	100%	
					Good	Fair	Poor					
					24%	76%	0%					

	10	9	8	7	6	5	4	3	2	1	NR	Total
Total	0.000	3.009	14.123	19.965	10.999	1.844	6.116	1.762	0.000	0.000	0.000	57.818
Actual	10	≥9	≥8	≥7	≥6	≥5	≥4	≥3	≥2	≥1		
Cumm.	0%	5%	24%	35%	19%	3%	11%	3%	0%	0%	0%	
	0%	5%	30%	64%	83%	86%	97%	100%	100%	100%	100%	
					Good	Fair	Poor	*Good (PASER rating ≥8), Fair (PASER rating = 7, 6, 5) & Poor (PASER rating ≤4)				
					30%	57%	14%					

CLIMAX TOWNSHIP INVENTORY BASED RATING MILEAGE

	10	9	8	7	6	5	4	3	2	1	NR	Total
	0	0	2.51	0	1.038	3.752	7.071	0	0	0.45	0.004	14.825
	0%	0%	17%	0%	7%	25%	48%	0%	0%	3%	0%	
					Good	Fair	Poor					
					17%	32%	51%					