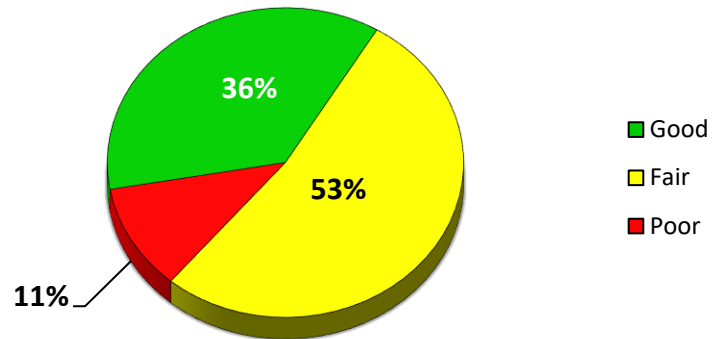
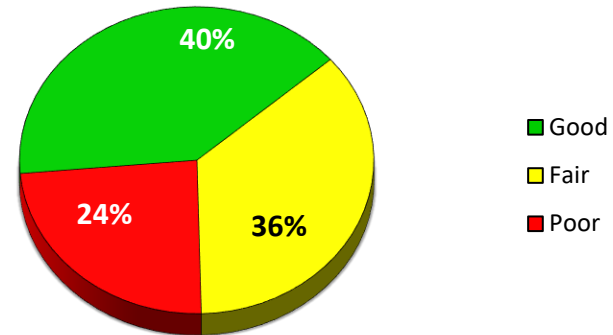


## 2021 Comstock Township Surface Rating Summary

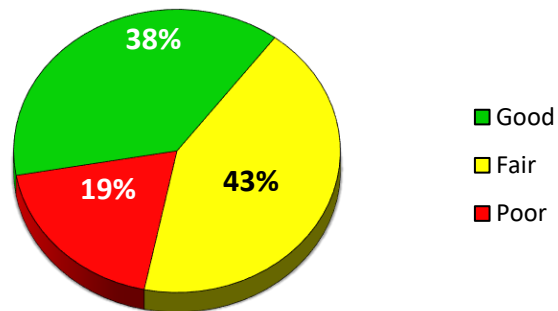
### Primary Roads



### Local Roads



### Local & Primary Roads



\*Good (rating  $\geq 8$ ), Fair (rating = 7, 6, 5) & Poor (rating  $\leq 4$ )

Paved Roads rated using the Pavement Surface Evaluation and Rating (PASER). Gravel Roads rated using Inventory Based Rating (IBR).

Average Local Road PASER 6.049

**COMSTOCK TOWNSHIP PASER RATING MILEAGE**

	10	9	8	7	6	5	4	3	2	1	NR	Total
Local	0.000	3.015	26.516	3.623	21.560	1.724	4.504	3.981	7.391	1.961	0.000	74.275
Primary	0.000	4.463	13.152	13.566	10.890	1.074	5.556	0.000	0.000	0.000	0.000	48.701
Miles	0.000	7.478	39.668	17.189	32.450	2.798	10.060	3.981	7.391	1.961	0.000	122.976

	10	9	8	7	6	5	4	3	2	1	NR	Total
Local	0.000	3.015	26.516	3.623	21.560	1.724	4.504	3.981	7.391	1.961	0.000	74.275
	10	≥9	≥8	≥7	≥6	≥5	≥4	≥3	≥2	≥1		
Actual	0%	4%	36%	5%	29%	2%	6%	5%	10%	3%	0%	
Cumm.	0%	4%	40%	45%	74%	76%	82%	87%	97%	100%	100%	
					Good 40%	Fair 36%	Poor 24%					

	10	9	8	7	6	5	4	3	2	1	NR	Total
Primary	0.000	4.463	13.152	13.566	10.890	1.074	5.556	0.000	0.000	0.000	0.000	48.701
	10	≥9	≥8	≥7	≥6	≥5	≥4	≥3	≥2	≥1		
Actual	0%	9%	27%	28%	22%	2%	11%	0%	0%	0%	0%	
Cumm.	0%	9%	36%	64%	86%	89%	100%	100%	100%	100%	100%	
					Good 36%	Fair 52%	Poor 11%					

	10	9	8	7	6	5	4	3	2	1	NR	Total
Total	0.000	7.478	39.668	17.189	32.450	2.798	10.060	3.981	7.391	1.961	0.000	122.976
	10	≥9	≥8	≥7	≥6	≥5	≥4	≥3	≥2	≥1		
Actual	0%	6%	32%	14%	26%	2%	8%	3%	6%	2%	0%	
Cumm.	0%	6%	38%	52%	79%	81%	89%	92%	98%	100%	100%	
					Good 38%	Fair 43%	Poor 19%	*Good (PASER rating ≥8), Fair (PASER rating = 7, 6, 5) & Poor (PASER rating ≤4)				