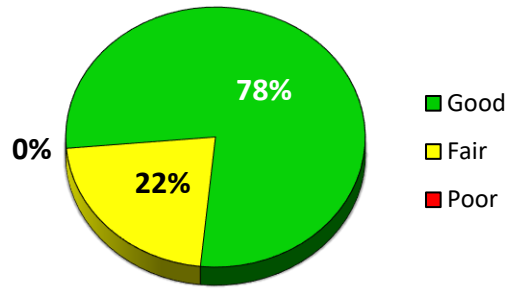
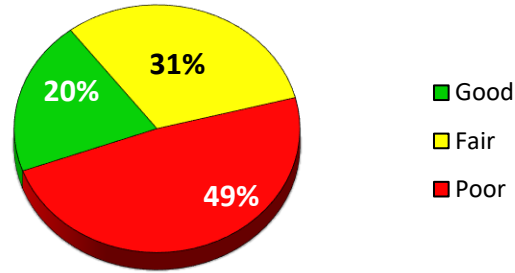


2021 Cooper Township Surface Rating Summary

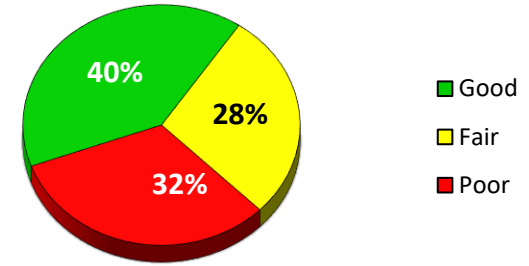
Primary Roads



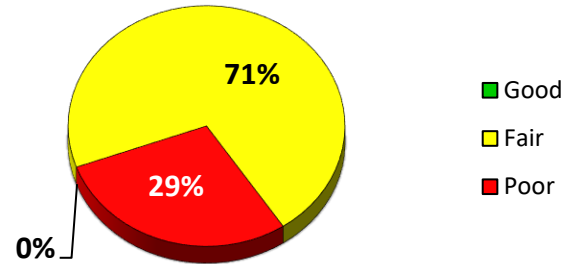
Local Roads



Local & Primary Roads



Gravel Roads



*Good (rating ≥ 8), Fair (rating = 7, 6, 5) & Poor (rating ≤ 4)

Paved Roads rated using the Pavement Surface Evaluation and Rating (PASER). Gravel Roads rated using Inventory Based Rating (IBR).

Average Local Road PASER 4.901

COOPER TOWNSHIP PASER RATING MILEAGE

	10	9	8	7	6	5	4	3	2	1	NR	Total
Local	0.000	1.415	10.815	1.100	7.994	9.550	12.946	7.887	6.629	1.404	0.000	59.740
Primary	0.000	5.701	18.124	0.000	6.051	0.527	0.043	0.000	0.000	0.000	0.000	30.446
Miles	0.000	7.116	28.939	1.100	14.045	10.077	12.989	7.887	6.629	1.404	0.000	90.186

	10	9	8	7	6	5	4	3	2	1	NR	Total
Local	0.000	1.415	10.815	1.100	7.994	9.550	12.946	7.887	6.629	1.404	0.000	59.740
Actual	10	≥9	≥8	≥7	≥6	≥5	≥4	≥3	≥2	≥1		
Cumm.	0%	2%	18%	2%	13%	16%	22%	13%	11%	2%	0%	
	0%	2%	20%	22%	36%	52%	73%	87%	98%	100%	100%	
					Good 20%	Fair 31%	Poor 48%					

	10	9	8	7	6	5	4	3	2	1	NR	Total
Primary	0.000	5.701	18.124	0.000	6.051	0.527	0.043	0.000	0.000	0.000	0.000	30.446
Actual	10	≥9	≥8	≥7	≥6	≥5	≥4	≥3	≥2	≥1		
Cumm.	0%	19%	60%	0%	20%	2%	0%	0%	0%	0%	0%	
	0%	19%	78%	78%	98%	100%	100%	100%	100%	100%	100%	
					Good 78%	Fair 22%	Poor 0%					

	10	9	8	7	6	5	4	3	2	1	NR	Total
Total	0.000	7.116	28.939	1.100	14.045	10.077	12.989	7.887	6.629	1.404	0.000	90.186
Actual	10	≥9	≥8	≥7	≥6	≥5	≥4	≥3	≥2	≥1		
Cumm.	0%	8%	32%	1%	16%	11%	14%	9%	7%	2%	0%	
	0%	8%	40%	41%	57%	68%	82%	91%	98%	100%	100%	
					Good 40%	Fair 28%	Poor 32%	*Good (PASER rating ≥8), Fair (PASER rating = 7, 6, 5) & Poor (PASER rating ≤4)				

COOPER TOWNSHIP INVENTORY BASED RATING MILEAGE

	10	9	8	7	6	5	4	3	2	1	NR	Total
	0	0	0	0	0	0.5	0.202	0	0	0	0	0.702
	0%	0%	0%	0%	0%	71%	29%	0%	0%	0%	0%	
					Good 0%	Fair 71%	Poor 29%					