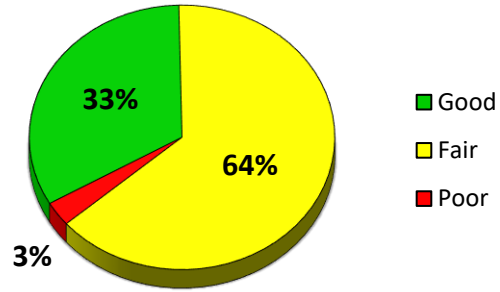
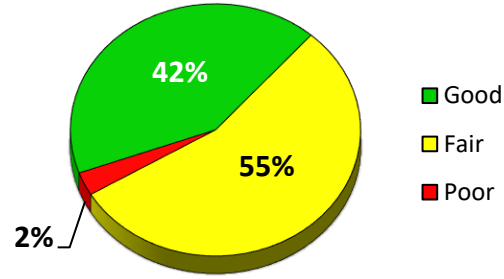


## 2021 Kalamazoo Township Surface Rating Summary

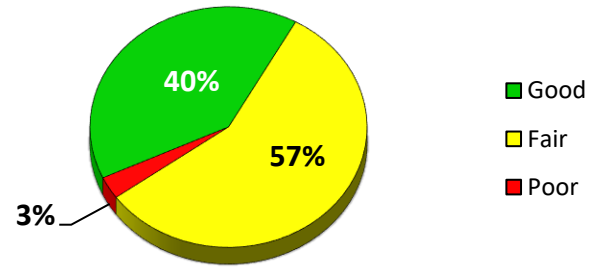
### Primary Roads



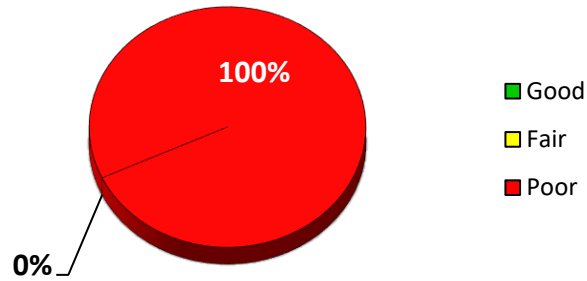
### Local Roads



### Local & Primary Roads



### Gravel Roads



\*Good (rating  $\geq 8$ ), Fair (rating = 7, 6, 5) & Poor (rating  $\leq 4$ )

Paved Roads rated using the Pavement Surface Evaluation and Rating (PASER). Gravel Roads rated using Inventory Based Rating (IBR).

Average Local Road PASER 7.055

**KALAMAZOO TOWNSHIP PASER RATING MILEAGE**

	10	9	8	7	6	5	4	3	2	1	NR	Total
Local	0.000	5.323	26.810	21.694	14.316	5.694	2.511	0.000	0.000	0.000	0.000	76.348
Primary	0.000	2.137	5.854	5.629	9.070	0.902	0.760	0.000	0.000	0.000	0.000	24.352
Miles	0.000	7.460	32.664	27.323	23.386	6.596	3.271	0.000	0.000	0.000	0.000	100.700

	10	9	8	7	6	5	4	3	2	1	NR	Total
Local	0.000	5.323	26.810	21.694	14.316	5.694	2.511	0.000	0.000	0.000	0.000	76.348
Actual	10	≥9	≥8	≥7	≥6	≥5	≥4	≥3	≥2	≥1		
Cumm.	0%	7%	35%	28%	19%	7%	3%	0%	0%	0%	0%	
	0%	7%	42%	71%	89%	97%	100%	100%	100%	100%	100%	
					Good	Fair	Poor					
					42%	55%	3%					

	10	9	8	7	6	5	4	3	2	1	NR	Total
Primary	0.000	2.137	5.854	5.629	9.070	0.902	0.760	0.000	0.000	0.000	0.000	24.352
Actual	10	≥9	≥8	≥7	≥6	≥5	≥4	≥3	≥2	≥1		
Cumm.	0%	9%	24%	23%	37%	4%	3%	0%	0%	0%	0%	
	0%	9%	33%	56%	93%	97%	100%	100%	100%	100%	100%	
					Good	Fair	Poor					
					33%	64%	3%					

	10	9	8	7	6	5	4	3	2	1	NR	Total
Total	0.000	7.460	32.664	27.323	23.386	6.596	3.271	0.000	0.000	0.000	0.000	100.700
Actual	10	≥9	≥8	≥7	≥6	≥5	≥4	≥3	≥2	≥1		
Cumm.	0%	7%	32%	27%	23%	7%	3%	0%	0%	0%	0%	
	0%	7%	40%	67%	90%	97%	100%	100%	100%	100%	100%	
					Good	Fair	Poor	*Good (PASER rating ≥8), Fair (PASER rating = 7, 6, 5) & Poor (PASER rating ≤4)				
					40%	57%	3%					

**KALAMAZOO TOWNSHIP INVENTORY BASED RATING MILEAGE**

	10	9	8	7	6	5	4	3	2	1	NR	Total
	0	0	0	0	0	0	0.347	0	0	0	0	0.347
	0%	0%	0%	0%	0%	0%	100%	0%	0%	0%	0%	
					Good	Fair	Poor					
					0%	0%	100%					