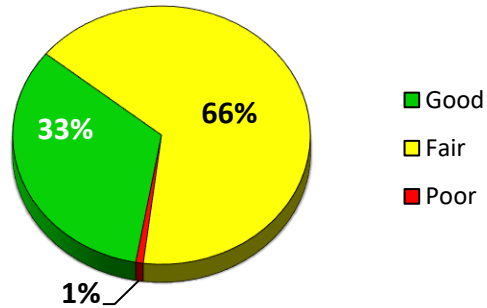
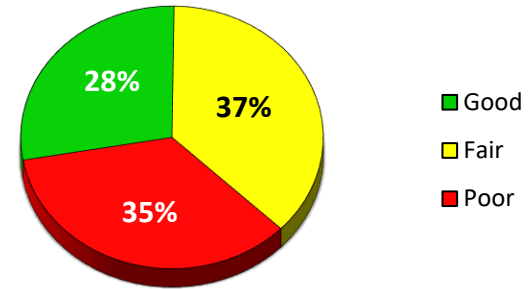


# 2021 Pavilion Township Surface Rating Summary

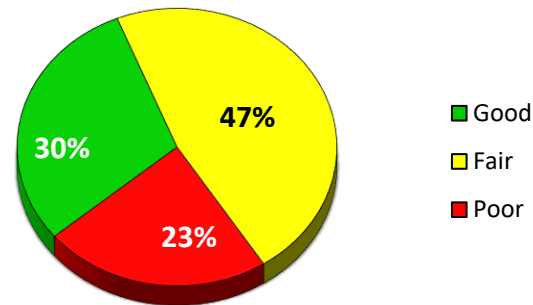
## Primary Roads



## Local Roads



## Local & Primary Roads



\*Good (rating  $\geq 8$ ), Fair (rating = 7, 6, 5) & Poor (rating  $\leq 4$ )

Paved Roads rated using the Pavement Surface Evaluation and Rating (PASER). Gravel Roads rated using Inventory Based Rating (IBR).

Average Local Road PASER 5.340

**PAVILION TOWNSHIP PASER RATING MILEAGE**

	10	9	8	7	6	5	4	3	2	1	NR	Total
Local	0.000	0.096	13.313	0.890	7.966	8.683	7.396	3.839	3.776	1.858	0.000	47.817
Primary	0.000	7.328	1.712	10.458	4.300	2.978	0.222	0.000	0.000	0.000	0.000	26.998
Miles	0.000	7.424	15.025	11.348	12.266	11.661	7.618	3.839	3.776	1.858	0.000	74.815

	10	9	8	7	6	5	4	3	2	1	NR	
Local	0.000	0.096	13.313	0.890	7.966	8.683	7.396	3.839	3.776	1.858	0.000	47.817
	10	≥9	≥8	≥7	≥6	≥5	≥4	≥3	≥2	≥1		
Actual	0%	0%	28%	2%	17%	18%	15%	8%	8%	4%	0%	
Cumm.	0%	0%	28%	30%	47%	65%	80%	88%	96%	100%	100%	
					Good	Fair	Poor					
					28%	37%	35%					

	10	9	8	7	6	5	4	3	2	1	NR	
Primary	0.000	7.328	1.712	10.458	4.300	2.978	0.222	0.000	0.000	0.000	0.000	26.998
	10	≥9	≥8	≥7	≥6	≥5	≥4	≥3	≥2	≥1		
Actual	0%	27%	6%	39%	16%	11%	1%	0%	0%	0%	0%	
Cumm.	0%	27%	33%	72%	88%	99%	100%	100%	100%	100%	100%	
					Good	Fair	Poor					
					33%	66%	1%					

	10	9	8	7	6	5	4	3	2	1	NR	
Total	0.000	7.424	15.025	11.348	12.266	11.661	7.618	3.839	3.776	1.858	0.000	74.815
	10	≥9	≥8	≥7	≥6	≥5	≥4	≥3	≥2	≥1		
Actual	0%	10%	20%	15%	16%	16%	10%	5%	5%	2%	0%	
Cumm.	0%	10%	30%	45%	62%	77%	87%	92%	98%	100%	100%	
					Good	Fair	Poor	*Good (PASER rating ≥8), Fair (PASER rating = 7, 6, 5) & Poor (PASER rating ≤4)				
					30%	47%	23%					