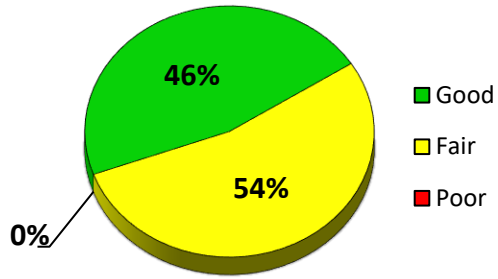
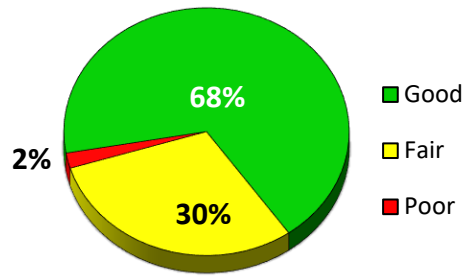


2021 Ross Township Surface Rating Summary

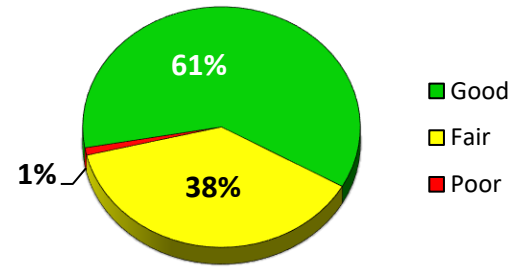
Primary Roads



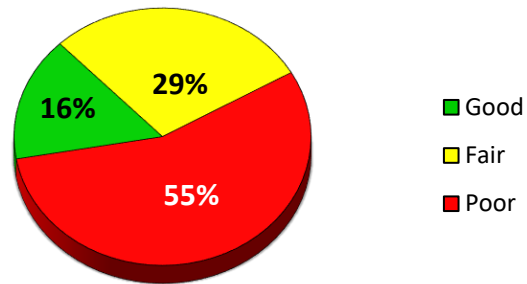
Local Roads



Local & Primary Roads



Gravel Roads



*Good (rating ≥ 8), Fair (rating = 7, 6, 5) & Poor (rating ≤ 4)

Paved Roads rated using the Pavement Surface Evaluation and Rating (PASER). Gravel Roads rated using Inventory Based Rating (IBR).

Average Local Road PASER 8.006

ROSS TOWNSHIP PASER RATING MILEAGE

	10	9	8	7	6	5	4	3	2	1	NR	Total
Local	0.000	18.637	13.262	12.983	1.009	0.000	0.721	0.000	0.079	0.000	0.000	46.691
Primary	0.000	0.000	11.612	6.930	1.502	4.971	0.003	0.000	0.049	0.000	0.000	25.067
Miles	0.000	18.637	24.874	19.913	2.511	4.971	0.724	0.000	0.128	0.000	0.000	71.758

	10	9	8	7	6	5	4	3	2	1	NR	Total
Local	0.000	18.637	13.262	12.983	1.009	0.000	0.721	0.000	0.079	0.000	0.000	46.691
	10	≥9	≥8	≥7	≥6	≥5	≥4	≥3	≥2	≥1		
Actual	0%	40%	28%	28%	2%	0%	2%	0%	0%	0%	0%	
Cumm.	0%	40%	68%	96%	98%	98%	100%	100%	100%	100%	100%	
					Good 68%	Fair 30%	Poor 2%					

	10	9	8	7	6	5	4	3	2	1	NR	Total
Primary	0.000	0.000	11.612	6.930	1.502	4.971	0.003	0.000	0.049	0.000	0.000	25.067
	10	≥9	≥8	≥7	≥6	≥5	≥4	≥3	≥2	≥1		
Actual	0%	0%	46%	28%	6%	20%	0%	0%	0%	0%	0%	
Cumm.	0%	0%	46%	74%	80%	100%	100%	100%	100%	100%	100%	
					Good 46%	Fair 53%	Poor 0%					

	10	9	8	7	6	5	4	3	2	1	NR	Total
Total	0.000	18.637	24.874	19.913	2.511	4.971	0.724	0.000	0.128	0.000	0.000	71.758
	10	≥9	≥8	≥7	≥6	≥5	≥4	≥3	≥2	≥1		
Actual	0%	26%	35%	28%	3%	7%	1%	0%	0%	0%	0%	
Cumm.	0%	26%	61%	88%	92%	99%	100%	100%	100%	100%	100%	
					Good 61%	Fair 38%	Poor 1%	*Good (PASER rating ≥8), Fair (PASER rating = 7, 6, 5) & Poor (PASER rating ≤4)				

ROSS TOWNSHIP INVENTORY BASED RATING MILEAGE

	10	9	8	7	6	5	4	3	2	1	NR	Total
	0	0.946	0	0	1.747	0	3.118	0	0	0.127	0.118	6.056
	0%	16%	0%	0%	29%	0%	51%	0%	0%	2%	2%	
					Good 16%	Fair 29%	Poor 56%					